

TEL. 9554725, 55110031

## JANATA BANK LIMITED

PABX-575,

TREASURY DEPT.(FRONT OFFICE)

Mail: fxdeal@janatabank-bd.com

HEAD OFFICE, DHAKA



Exchange Rate Circular - 129

INDICATIVE ONLY: Rates may vary in the same day

DATE : 13-Jul-23

EFFECTIVE DATE : 13-15 July 2023

Thursday

A) CROSS RATE OF SYD,TOK,HKG &amp; S.E. ASIAN MARKETS AS ON 13/07/2023

	GBP/USD	EUR/USD	USD/JPY	USD/C.DLR	USD/S.FRA	AUD/USD
SELLING	1.3015	1.1146	138.4700	1.3079	0.8655	0.6845
BUYING	1.3014	1.1142	138.5000	1.3079	0.8659	0.6845

B) JANATA BANK LTD'S CASH CURRENCY &amp; T.C TO PUBLIC TK PER UNIT OF FOREIGN CURRENCY.

SELLING	CURRENCY	BUYING	SELLING	CURRENCY	BUYING
109.5000	US Dollar	108.5000	29.4000	Saudi Riyal	27.5000
142.0000	G. B. Pound	136.0000	30.5000	UAE. Dirham	29.0000
124.1000	Euro	119.1000	26.0000	MAL.Ringit	24.0000
79.0000	Aus. Dollar	74.0000	1.3600	Indian Rupee	1.3000
0.8200	JP. Yen	0.7000	85.0000	Can. Dollar	80.0000
285.0000	Omanian Riyal	275.0000	85.5000	Sing. Dollar	81.0000
3.5000	Thi. Baht	3.3000	29.5000	Qatar Riyal	28.5000
365.0000	Kuwait Dinar	345.0000	287.0000	Bahrain Dinar	277.0000
16.0000	Chinese Yuan	14.0000			

Note: Buying conversion rate for inward Wage Earner's Remittance including NRBs through SWIFT is BDT 108.50 per USD.

Cash Selling and Buying rates for all other currencies will be same as T.T.&amp; O.D and O.D Transfer respectively mentioned under SI no-C

C) SELLING		NAME OF CURRENCY	BUYING			
T.T.& O.D.	B.C.		T.T.CLEAN	T.T.DOC	O.D.SIGHT EXP.BILLS	O.D. TRANSFER
109.0000	109.0000	US Dollar	107.5000	107.5000	107.5000	107.5000
145.1606	145.1606	G. B. POUND	139.0936	139.0936	139.0936	139.0936
125.1950	125.1950	EURO	119.1701	119.1701	119.1701	119.1701
0.8316	0.8316	JP.YEN	0.7220	0.7220	0.7220	0.7220
83.0657	83.0657	CAN.DLR	80.0777	80.0777	80.0777	80.0777
127.8261	127.8261	SWISS.FRANC	121.8052	121.8052	121.8052	121.8052
285.0000	285.0000	OMANIAN RIYAL	274.4074	274.4074	274.4074	274.4074
13.8509	13.8509	H.K.DLR	13.2055	13.2055	13.2055	13.2055
86.8559	86.8559	SING.DLR	82.8648		82.8648	82.8648
3.5184	3.5184	THI.BAHT	3.2726		3.2726	3.2726
23.5055	23.5055	MAL.RINGIT	22.3564		22.3564	22.3564
29.2740	29.2740	UAE.DIRHAM			28.1302	28.1302
28.6895	28.6895	SAUDI RIYAL			27.5096	27.5096
29.4664	29.4664	QATAR RIYAL				28.5000
356.2722	356.2722	KUWAIT DINAR				341.0000
285.0449	285.0449	BAHRAIN DINAR				275.0300
15.3437	15.3437	CHINESE YUAN	14.7422	14.7422	14.7422	14.7422

D) USANCE RATE: 30 DAYS	60DAYS	90 DAYS	120 DAYS	150 DAYS	180 DAYS
US Dollar	106.7229	106.0958	105.4688	104.8417	103.5875
G. B. POUND	138.2822	137.4708	136.3117	135.8481	134.2253
EURO	118.4749	117.7798	116.7867	116.3895	114.9991

E) FORWARD RATE:	1 MONTH	2 MONTHS	3 MONTHS	6 MONTHS	1 YEAR
SELLING US Dollar	109.6271	109.9542	110.3313	111.6625	0.0000
BUYING US Dollar	107.9344	108.4688	108.7031	110.0063	0.0000

F) NFCD INTT RATE, EFFECT ON: 01.07.2023 To 15.07.2023	1 MONTH	3 MONTHS	6 MONTHS	12 MONTHS
US Dollar	3.1600	3.5200	3.6900	3.9200
G. B. POUND	0.0000	3.1500	0.0000	0.0000
EURO	0.00000	0.00000	0.00000	0.00000


G) LIBOR & SOFR	Benchmark	1 MONTH	3 MONTHS	6 MONTHS	1 YEAR
	LIBOR	5.31670	5.57266	5.83932	0.00000
	SOFR	5.19643	5.30109	5.40243	5.38527

H) INDICATIVE RATE OF 01 SDR ,USD WITH NTL, CUR OF ACU MEMBERS AS IMF RATE 07/07/2023

	IN.RS	N.RS	SL.RS	PK.RS	'BD TK	USD
USD 1	82.6773	118.7110	188.8540	145.1512	108.2550	
SDR 1	110.3042	158.3787	251.9603	193.6540	144.4288	1.3342

IN CASE OF AUD CASH RATE WILL BE USED FOR T.T ALSO


Rates mentioned in row C, D, E and F are applicable only for bank's own customers.




Md. Nur Islam  
SPO  
Prepared By



Md. Muzahidul Islam Khan  
SPO  
Checked By



Md. Mokhlesur Rahman  
AGM  
Checked By



M.M. Awrangzeb  
DGM  
Authorized Signature