

TEL. 9554725, 55110031

JANATA BANK LIMITED

PABX-575,

TREASURY DEPT.(FRONT OFFICE)

Mail: fxdeal@janatabank-bd.com

HEAD OFFICE, DHAKA



Exchange Rate Circular - 130

INDICATIVE ONLY: Rates may vary in the same day

DATE : 16-Jul-23

EFFECTIVE DATE : 16-Jul-23

Sunday

A) CROSS RATE OF N.Y CLOSING & S.E. ASIAN MARKETS AS ON 14/07/2023

	GBP/USD	EUR/USD	USD/JPY	USD/C.DLR	USD/S.FRA	AUD/USD
SELLING	1.3094	1.1231	138.7300	1.3216	0.8617	0.6841
BUYING	1.3086	1.1227	138.7600	1.3217	0.8621	0.6837

B) JANATA BANK LTD'S CASH CURRENCY & T.C TO PUBLIC TK PER UNIT OF FOREIGN CURRENCY.

SELLING	CURRENCY	BUYING	SELLING	CURRENCY	BUYING
109.5000	US Dollar	108.5000	29.4000	Saudi Riyal	27.5000
142.0000	G. B. Pound	136.0000	30.5000	UAE. Dirham	29.0000
124.1000	Euro	119.1000	26.0000	MAL.Ringit	24.0000
79.0000	Aus. Dollar	74.0000	1.3600	Indian Rupee	1.3000
0.8200	JP. Yen	0.7000	85.0000	Can. Dollar	80.0000
285.0000	Omanian Riyal	275.0000	85.5000	Sing. Dollar	81.0000
3.5000	Thi. Baht	3.3000	29.5000	Qatar Riyal	28.5000
365.0000	Kuwait Dinar	345.0000	287.0000	Bahrain Dinar	277.0000
16.0000	Chinese Yuan	14.0000			

Note: Buying conversion rate for inward Wage Earner's Remittance including NRBs through SWIFT is BDT 108.50 per USD.

Cash Selling and Buying rates for all other currencies will be same as T.T.& O.D and O.D Transfer respectively mentioned under SI no-C

C) SELLING		NAME OF CURRENCY	BUYING			
T.T.& O.D.	B.C.		T.T.CLEAN	T.T.DOC	O.D.SIGHT EXP.BILLS	O.D. TRANSFER
109.0000	109.0000	US Dollar	107.5000	107.5000	107.5000	107.5000
145.9983	145.9983	G. B. POUND	139.8666	139.8666	139.8666	139.8666
126.0974	126.0974	EURO	120.0827	120.0827	120.0827	120.0827
0.8302	0.8302	JP.YEN	0.7205	0.7205	0.7205	0.7205
82.2242	82.2242	CAN.DLR	79.2206	79.2206	79.2206	79.2206
128.3670	128.3670	SWISS.FRANC	122.3517	122.3517	122.3517	122.3517
285.2079	285.2079	OMANIAN RIYAL	274.8118	274.8118	274.8118	274.8118
13.8622	13.8622	H.K.DLR	13.2168	13.2168	13.2168	13.2168
87.3516	87.3516	SING.DLR	83.3658		83.3658	83.3658
3.5220	3.5220	THI.BAHT	3.2735		3.2735	3.2735
23.9385	23.9385	MAL.RINGIT	22.7931		22.7931	22.7931
29.2701	29.2701	UAE.DIRHAM			28.1326	28.1326
28.6903	28.6903	SAUDI RIYAL			27.5103	27.5103
29.4816	29.4816	QATAR RIYAL				28.5000
356.6228	356.6228	KUWAIT DINAR				341.0000
285.0673	285.0673	BAHRAIN DINAR				275.0600
15.4026	15.4026	CHINESE YUAN	14.7422	14.7422	14.7422	14.7422

D) USANCE RATE: 30 DAYS	60DAYS	90 DAYS	120 DAYS	150 DAYS	180 DAYS
US Dollar	106.7229	106.0958	105.4688	104.8417	103.5875
G. B. POUND	139.0507	138.2348	137.0693	136.6030	134.9713
EURO	119.3822	118.6817	117.6810	117.2808	115.8798

E) FORWARD RATE:	1 MONTH	2 MONTHS	3 MONTHS	6 MONTHS	1 YEAR	
SELLING	US Dollar	109.6271	109.9542	110.3313	111.6625	0.0000
BUYING	US Dollar	107.9344	108.4688	108.7031	110.0063	0.0000

F) NFCD INTT RATE, EFFECT ON: 16.07.2023 To 31.07.2023	1 MONTH	3 MONTHS	6 MONTHS	12 MONTHS	
US Dollar		3.1500	3.2800	3.3800	3.3800
G. B. POUND		2.9900	3.3300	3.7300	4.1300
EURO		0.00000	0.00000	0.00000	0.00000


G) LIBOR & SOFR	Benchmark	1 MONTH	3 MONTHS	6 MONTHS	1 YEAR
	LIBOR	5.34442	5.57150	5.80380	0.00000
	SOFR	5.22164	5.30796	5.39280	5.32653

H) INDICATIVE RATE OF 01 SDR ,USD WITH NTL, CUR OF ACU MEMBERS AS IMF RATE 14/07/2023


	IN.RS	N.RS	SL.RS	PK.RS	'BD TK	USD
USD 1	82.1021	116.9272	186.0162	142.9701	108.2550	
SDR 1	111.2079	158.3787	251.9603	193.6540	146.6322	1.3545

IN CASE OF AUD CASH RATE WILL BE USED FOR T.T ALSO

Rates mentioned in row C, D, E and F are applicable only for bank's own customers.




Md. Nur Islam
SPO
Prepared By



Md. Muzahidul Islam Khan
SPO
Checked By



Md. Mokhlesur Rahman
AGM
Checked By



M.M. Awrangzeb
DGM
Authorized Signature