

TEL. 9554725, 55110031

## JANATA BANK LIMITED

PABX-575,

TREASURY DEPT.(FRONT OFFICE)

Mail: fxdeal@janatabank-bd.com

HEAD OFFICE, DHAKA



Exchange Rate Circular - 133

INDICATIVE ONLY: Rates may vary in the same day

DATE : 19-Jul-23

EFFECTIVE DATE : 19-Jul-23

Wednesday

A) CROSS RATE OF SYD, TOK, HKG &amp; S.E. ASIAN MARKETS AS ON 19/07/2023

	GBP/USD	EUR/USD	USD/JPY	USD/C.DLR	USD/S.FRA	AUD/USD
SELLING	1.3023	1.1228	139.1700	1.3062	0.8577	0.6862
BUYING	1.3022	1.1224	139.1800	1.3062	0.8581	0.6862

B) JANATA BANK LTD'S CASH CURRENCY &amp; T.C TO PUBLIC TK PER UNIT OF FOREIGN CURRENCY.

SELLING	CURRENCY	BUYING	SELLING	CURRENCY	BUYING
109.5000	US Dollar	108.5000	29.4000	Saudi Riyal	27.5000
142.0000	G. B. Pound	136.0000	30.5000	UAE. Dirham	29.0000
124.1000	Euro	119.1000	26.0000	MAL.Ringit	24.0000
79.0000	Aus. Dollar	74.0000	1.3600	Indian Rupee	1.3000
0.8200	JP. Yen	0.7000	85.0000	Can. Dollar	80.0000
285.0000	Omanian Riyal	275.0000	85.5000	Sing. Dollar	81.0000
3.5000	Thi. Baht	3.3000	29.5000	Qatar Riyal	28.5000
365.0000	Kuwait Dinar	345.0000	287.0000	Bahrain Dinar	277.0000
16.0000	Chinese Yuan	14.0000			

Note: Buying conversion rate for inward Wage Earner's Remittance including NRBs through SWIFT is BDT 108.50 per USD.

Cash Selling and Buying rates for all other currencies will be same as T.T.&amp; O.D and O.D Transfer respectively mentioned under SI no-C

C) SELLING		NAME OF CURRENCY	BUYING			
T.T.& O.D.	B.C.		T.T.CLEAN	T.T.DOC	O.D.SIGHT EXP.BILLS	O.D. TRANSFER
109.0000	109.0000	US Dollar	107.5000	107.5000	107.5000	107.5000
145.2455	145.2455	G. B. POUND	139.1795	139.1795	139.1795	139.1795
126.2556	126.2556	EURO	120.0505	120.0505	120.0505	120.0505
0.8278	0.8278	JP.YEN	0.7182	0.7182	0.7182	0.7182
83.1714	83.1714	CAN.DLR	80.1845	80.1845	80.1845	80.1845
128.9416	128.9416	SWISS.FRANC	122.9322	122.9322	122.9322	122.9322
285.0215	285.0215	OMANIAN RIYAL	275.0289	275.0289	275.0289	275.0289
13.8692	13.8692	H.K.DLR	13.2242	13.2242	13.2242	13.2242
87.1393	87.1393	SING.DLR	83.1512		83.1512	83.1512
3.5661	3.5661	THI.BAHT	3.2690		3.2690	3.2690
23.8506	23.8506	MAL.RINGIT	22.7097		22.7097	22.7097
29.2725	29.2725	UAE.DIRHAM			28.1302	28.1302
28.7077	28.7077	SAUDI RIYAL			27.4876	27.4876
29.5000	29.5000	QATAR RIYAL				28.5000
356.3739	356.3739	KUWAIT DINAR				341.0000
285.0224	285.0224	BAHRAIN DINAR				275.0300
15.2660	15.2660	CHINESE YUAN	14.7422	14.7422	14.7422	14.7422

D) USANCE RATE: 30 DAYS	60DAYS	90 DAYS	120 DAYS	150 DAYS	180 DAYS
US Dollar	106.7229	106.0958	105.4688	104.8417	103.5875
G. B. POUND	138.3676	137.5557	136.3959	135.9320	134.3082
EURO	119.3502	118.6499	117.6495	117.2493	115.8487

E) FORWARD RATE:	1 MONTH	2 MONTHS	3 MONTHS	6 MONTHS	1 YEAR
SELLING US Dollar	109.6271	109.9542	110.3313	111.6625	0.0000
BUYING US Dollar	107.9344	108.4688	108.7031	110.0063	0.0000

F) NFCD INTT RATE, EFFECT ON: 16.07.2023 To 31.07.2023	1 MONTH	3 MONTHS	6 MONTHS	12 MONTHS
US Dollar	3.1500	3.2800	3.3800	3.3800
G. B. POUND	2.9900	3.3300	3.7300	4.1300
EURO	0.00000	0.00000	0.00000	0.00000


G) LIBOR & SOFR	Benchmark	1 MONTH	3 MONTHS	6 MONTHS	1 YEAR
	LIBOR	5.36905	5.58775	5.82870	0.00000
	SOFR	5.24611	5.32012	5.39635	5.29292

H) INDICATIVE RATE OF 01 SDR ,USD WITH NTL, CUR OF ACU MEMBERS AS IMF RATE 14/07/2023


	IN.RS	N.RS	SL.RS	PK.RS	'BD TK	USD
USD 1	82.1021	116.9272	186.0162	142.9701	108.2550	
SDR 1	111.2079	158.3787	251.9603	193.6540	146.6322	1.3545

IN CASE OF AUD CASH RATE WILL BE USED FOR T.T ALSO

Rates mentioned in row C, D, E and F are applicable only for bank's own customers.




Md. Nur Islam  
SPO  
Prepared By



Md. Muzahidul Islam Khan  
SPO  
Checked By



Md. Mokhlesur Rahman  
AGM  
Checked By



M.M. Awrangzeb  
DGM  
Authorized Signature