

TEL. 9554725, 55110031

## JANATA BANK PLC

PABX-575,

TREASURY DEPT.(FRONT OFFICE)

Mail: fxdeal@janatabank-bd.com

HEAD OFFICE, DHAKA



Exchange Rate Circular - 242

**INDICATIVE ONLY: Rates may vary in the same day**DATE : **26-Dec-23**EFFECTIVE DATE : **26-Dec-23****Tuesday**

A) CROSS RATE OF SYD, TOK, HKG &amp; S.E. ASIAN MARKETS AS ON 26/12/2023

	GBP/USD	EUR/USD	USD/JPY	USD/C.DLR	USD/S.FRA	AUD/USD
SELLING	1.2709	1.1027	142.2300	1.3153	0.8553	0.6861
BUYING	1.2708	1.1023	142.2600	1.3153	0.8552	0.6861

B) JANATA BANK LTD'S CASH CURRENCY &amp; T.C TO PUBLIC TK PER UNIT OF FOREIGN CURRENCY.

SELLING	CURRENCY	BUYING	SELLING	CURRENCY	BUYING
114.0000	US Dollar	113.0000	32.5000	Saudi Riyal	31.5000
147.0000	G. B. Pound	143.0000	33.5000	UAE. Dirham	32.5000
131.0000	Euro	127.0000	26.2000	MAL.Ringit	24.5000
79.0000	Aus. Dollar	74.0000	1.4300	Indian Rupee	1.3700
0.8400	JP. Yen	0.7400	87.0000	Can. Dollar	82.5000
300.0000	Omanian Riyal	290.0000	91.0000	Sing. Dollar	87.0000
3.4500	Thi. Baht	3.3000	33.0000	Qatar Riyal	32.0000
380.0000	Kuwait Dinar	365.0000	305.0000	Bahrain Dinar	295.0000
18.0000	Chinese Yuan	16.0000			

Note: Buying conversion rate for inward Wage Earner's Remittance including NRBs through SWIFT is BDT 109.50 per USD.

Cash Selling and Buying rates for all other currencies will be same as T.T.&amp; O.D and O.D Transfer respectively mentioned under SI no-C

SELLING		NAME OF CURRENCY	BUYING			
T.T.& O.D.	B.C.		T.T.CLEAN	T.T.DOC	O.D.SIGHT EXP.BILLS	O.D. TRANSFER
110.0000	110.0000	US Dollar	109.5000	109.5000	109.5000	109.5000
146.1564	146.1564	G. B. POUND	138.7881	138.7881	138.7881	138.7881
129.1743	129.1743	EURO	124.0971	124.0971	124.0971	124.0971
0.8584	0.8584	JP.YEN	0.8119	0.8119	0.8119	0.8119
83.3693	83.3693	CAN.DLR	81.1364	81.1364	81.1364	81.1364
130.4582	130.4582	SWISS.FRANC	125.6951	125.6951	125.6951	125.6951
287.6191	287.6191	OMANIAN RIYAL	280.2237	280.2237	280.2237	280.2237
13.9970	13.9970	H.K.DLR	13.4799	13.4799	13.4799	13.4799
86.0534	86.0534	SING.DLR	82.8040		82.8040	82.8040
3.5518	3.5518	THI.BAHT	3.2692		3.2692	3.2692
23.6872	23.6872	MAL.RINGIT	22.7591		22.7591	22.7591
30.0503	30.0503	UAE.DIRHAM			29.6771	29.6771
28.9576	28.9576	SAUDI RIYAL			28.0419	28.0419
29.7343	29.7343	QATAR RIYAL				28.5000
358.8515	358.8515	KUWAIT DINAR				347.0000
287.6676	287.6676	BAHRAIN DINAR				280.2965
15.5330	15.5330	CHINESE YUAN	14.7422	14.7422	14.7422	14.7422

\*\*\* Forward rate is negotiable and applicable only &amp; only if cover deal is available from any other counterparty bank

D) USANCE RATE: 30 DAYS	60DAYS	90 DAYS	120 DAYS	150 DAYS	180 DAYS
US Dollar	108.4762	107.4524	106.4285	105.4047	104.3809
G. B. POUND	137.4904	136.1928	134.8951	133.5974	132.2998
EURO	122.9368	121.7765	120.6162	119.4559	118.2956

E) FORWARD RATE(Negotiable):	1 MONTH	2 MONTHS	3 MONTHS	6 MONTHS	1 YEAR
SELLING	US Dollar	0.0000	0.0000	0.0000	0.0000
BUYING	US Dollar	0.0000	0.0000	0.0000	0.0000

F) NFCD INTT RATE, EFFECT ON: 16.12.2023 To 31.12.2023	1 MONTH	3 MONTHS	6 MONTHS	12 MONTHS
US Dollar		3.3500	3.3700	3.3200
G. B. POUND		3.2000	3.2300	3.2300
EURO		0.00000	0.00000	0.00000

G) LIBOR & SOFR	Benchmark	1 MONTH	3 MONTHS	6 MONTHS	1 YEAR
	LIBOR	5.46984	5.61272	5.61552	0.00000
	SOFR	5.35595	5.36013	5.21374	4.84961


H) INDICATIVE RATE OF 01 SDR ,USD WITH NTL, CUR OF ACU MEMBERS AS IMF RATE 22/12/2023

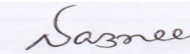
	IN.RS	N.RS	SL.RS	PK.RS	'BD TK	USD
USD 1	83.0732	118.0100	187.7389	144.2941	109.7550	
SDR 1	111.4908	158.3787	251.9603	193.6540	147.2998	1.3421


IN CASE OF AUD CASH RATE WILL BE USED FOR T.T ALSO

Rates mentioned in row C, D, E and F are applicable only for bank's own customers.

  
Md. Nur Islam  
SPO  
Prepared By

  
Md. Muzahidul Islam Khan  
SPO  
Checked By

  
Nazneen Farhana  
AGM  
Checked By

  
M.M Awrangzeb  
DGM  
Authorized Signature