

TEL. 9554725, 55110031

## JANATA BANK PLC

PABX-575,

TREASURY DEPT.(FRONT OFFICE)

Mail: fxdeal@janatabank-bd.com

HEAD OFFICE, DHAKA



Exchange Rate Circular - 005

**INDICATIVE ONLY: Rates may vary in the same day**DATE : **8-Jan-24**EFFECTIVE DATE : **8-Jan-24****Monday**

A) CROSS RATE OF SYD, TOK, HKG &amp; S.E. ASIAN MARKETS AS ON 08/01/2024

	GBP/USD	EUR/USD	USD/JPY	USD/C.DLR	USD/S.FRA	AUD/USD
SELLING	1.2708	1.0937	144.4700	1.3248	0.8514	0.6778
BUYING	1.2704	1.0933	144.4800	1.3248	0.8519	0.6778

B) JANATA BANK LTD'S CASH CURRENCY &amp; T.C TO PUBLIC TK PER UNIT OF FOREIGN CURRENCY.

SELLING	CURRENCY	BUYING		SELLING	CURRENCY	BUYING
114.0000	US Dollar	113.0000		32.5000	Saudi Riyal	31.5000
147.0000	G. B. Pound	143.0000		33.5000	UAE. Dirham	32.5000
131.0000	Euro	127.0000		26.2000	MAL.Ringit	24.5000
79.0000	Aus. Dollar	74.0000		1.4500	Indian Rupee	1.4000
0.8400	JP. Yen	0.7400		87.0000	Can. Dollar	82.5000
300.0000	Omanian Riyal	290.0000		91.0000	Sing. Dollar	87.0000
3.4500	Thi. Baht	3.3000		33.0000	Qatar Riyal	32.0000
380.0000	Kuwait Dinar	365.0000		305.0000	Bahrain Dinar	295.0000
18.0000	Chinese Yuan	16.0000				

Note: Buying conversion rate for inward Wage Earner's Remittance including NRBs through SWIFT is BDT 109.50 per USD.

Cash Selling and Buying rates for all other currencies will be same as T.T.&amp; O.D and O.D Transfer respectively mentioned under Sl no-C

C) SELLING		NAME OF CURRENCY	BUYING			
T.T.& O.D.	B.C.		T.T.CLEAN	T.T.DOC	O.D.SIGHT EXP.BILLS	O.D. TRANSFER
110.0000	110.0000	US Dollar	109.5000	109.5000	109.5000	109.5000
146.1457	146.1457	G. B. POUND	138.7443	138.7443	138.7443	138.7443
129.2097	129.2097	EURO	123.1129	123.1129	123.1129	123.1129
0.8467	0.8467	JP.YEN	0.8001	0.8001	0.8001	0.8001
82.7850	82.7850	CAN.DLR	80.5402	80.5402	80.5402	80.5402
132.5793	132.5793	SWISS.FRANC	128.2905	128.2905	128.2905	128.2905
287.6191	287.6191	OMANIAN RIYAL	280.2237	280.2237	280.2237	280.2237
13.9993	13.9993	H.K.DLR	13.4824	13.4824	13.4824	13.4824
85.5415	85.5415	SING.DLR	82.3009		82.3009	82.3009
3.5340	3.5340	THI.BAHT	3.2871		3.2871	3.2871
24.5223	24.5223	MAL.RINGIT	23.5963		23.5963	23.5963
30.0479	30.0479	UAE.DIRHAM			29.6739	29.6739
28.9660	28.9660	SAUDI RIYAL			28.0489	28.0489
30.7351	30.7351	QATAR RIYAL				29.7700
360.6585	360.6585	KUWAIT DINAR				355.0000
287.6752	287.6752	BAHRAIN DINAR				280.3042
15.5097	15.5097	CHINESE YUAN	14.7422	14.7422	14.7422	14.7422

\*\*\* Forward rate is negotiable and applicable only &amp; only if cover deal is available from any other counterparty bank

D) USANCE RATE: 30 DAYS	60DAYS	90 DAYS	120 DAYS	150 DAYS	180 DAYS
US Dollar	108.4379	107.3757	106.3136	105.2514	104.1893
G. B. POUND	137.3985	136.0527	134.7068	133.3610	132.0152
EURO	121.9187	120.7245	119.5303	118.3361	117.1419

E) FORWARD RATE(Negotiable):	1 MONTH	2 MONTHS	3 MONTHS	6 MONTHS	1 YEAR
SELLING	US Dollar	0.0000	0.0000	0.0000	0.0000
BUYING	US Dollar	0.0000	0.0000	0.0000	0.0000

F) NFCD INTT RATE, EFFECT ON: 01.01.2024 To 15.01.2024	1 MONTH	3 MONTHS	6 MONTHS	12 MONTHS
US Dollar		3.3600	3.3600	3.2300
G. B. POUND		3.3000	3.2200	3.1600
EURO		0.0000	0.0000	0.0000

G) LIBOR & SOFR	Benchmark	1 MONTH	3 MONTHS	6 MONTHS	1 YEAR
	LIBOR	5.45372	5.59087	5.62110	0.00000
	SOFR	5.34371	5.32931	5.17808	4.81929


H) INDICATIVE RATE OF 01 SDR ,USD WITH NTL, CUR OF ACU MEMBERS AS IMF RATE 05/01/2024

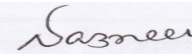
	IN.RS	N.RS	SL.RS	PK.RS	'BD TK	USD
USD 1	83.1760	118.6786	188.8024	145.1115	109.7550	
SDR 1	110.9999	158.3787	251.9603	193.6540	146.4701	1.3345


IN CASE OF AUD CASH RATE WILL BE USED FOR T.T ALSO

Rates mentioned in row C, D, E and F are applicable only for bank's own customers.

  
Md. Nur Islam  
SPO  
Prepared By

  
Md. Muzahidul Islam Khan  
SPO  
Checked By

  
Nazneen Farhana  
AGM  
Checked By

  
M.M Awrangzeb  
DGM  
Authorized Signature