

TEL. 9554725, 55110031

JANATA BANK LIMITED

For Previous Rate Sheet Click

PABX-575,



TREASURY DEPT.(FRONT OFFICE)

Previous Rate

Mail: fxdeal@janatabank-bd.com

HEAD OFFICE, DHAKA

Corrigendum

Exchange Rate Circular - 39

INDICATIVE ONLY: Rates may vary in the

DATE: 24-Feb-22

EFFECTIVE DATE 24-26 Feb 2022

same day

Thursday

A) CROSS RATE OF SYD, TOK, HKG & S.E. ASIAN MARKETS AS ON 24/02/2022

	GBP/USD	EUR/USD	USD/JPY	USD/C.DLR	USD/S.FRA	AUD/USD
SELLING	1.3502	1.1235	114.5900	1.2650	0.9185	0.7261
BUYING	1.3500	1.1231	114.6000	1.2650	0.9189	0.7261

B) JANATA BANK LTD'S CASH CURRENCY & T.C TO PUBLIC TK PER UNIT OF FOREIGN CURR

SELLING	CURRENCY	BUYING	SELLING	CURRENCY	BUYING
90.5000	US Dollar	88.5000	23.6000	Saudi Riyal	22.5000
122.3000	G. B. Pound	114.3000	24.6000	UAE. Dirham	23.2000
101.0000	Euro	96.0000	21.0000	MAL.Ringit	19.5000
66.6600	Aus. Dollar	62.6600	1.2600	Indian Rupee	1.1800

BE SAME AS SELLING T.T.& O.D AND BUYING O.D. TRANSFER

C) SELLING		NAME OF CURRENCY	BUYING			
T.T.& O.D.	B.C.		T.T.CLEAN	T.T.DOC	O.D.SIGHT EXP.BILLS	O.D. TRANSFER
86.0500	86.0500	US Dollar	85.0500	85.0000	84.9500	84.7300
118.2512	118.5009	G. B. POUND	113.7772	113.6885	113.6226	113.4234
100.0444	100.2045	EURO	95.3002	95.2935	94.7364	94.6374
0.7651	0.7715	JP.YEN	0.7385	0.7317	0.7305	0.7293
69.2274	69.4051	CAN.DLR	67.8185	67.7419	67.5362	66.8850
95.9118	96.0211	SWISS.FRANC	92.8995	91.8016	91.6823	91.2129
223.2540	223.4869	OMANIAN RIYAL	221.4041	221.1704	220.5276	218.2525
11.2500	11.3783	H.K.DLR	10.8690	10.8575	10.8258	10.7941
63.8268	63.8639	SING.DLR	62.4561		62.3666	62.2550
2.6493	2.6537	THI.BAHT	2.6151		2.6047	2.5971
20.4669	20.4863	MAL.RINGIT	20.2144		20.1340	20.0750
23.3295	23.3377	UAE.DIRHAM			23.0087	23.0065
22.8376	22.8956	SAUDI RIYAL			22.5255	22.4600
23.0000	23.1683	QATAR RIYAL				22.0000
285.1593	285.4688	KUWAIT DINAR				277.0000
225.2834	225.7976	BAHRAIN DINAR				217.2459
13.1902	14.5222	CHINESE YUAN				11.0000

D) USANCE RATE: 30 DAYS	60DAYS	90 DAYS	120 DAYS	150 DAYS	180 DAYS
US Dollar	84.4339	83.9378	83.4416	82.9455	82.4494
G. B. POUND	112.9589	112.2952	111.3471	110.9678	110.3041
EURO	94.1805	93.6246	92.8304	92.5127	91.9568

E) FORWARD RATE:	1 MONTH	2 MONTHS	3 MONTHS	6 MONTHS	1 YEAR
SELLING US Dollar	86.6293	86.9085	87.2378	88.4256	0.0000
BUYING US Dollar	85.4563	85.9125	86.1689	87.3879	0.0000


F) NFCD INTT RATE, EFFECT ON: 16.02.22 To 28.02.22	1 MONTH	3 MONTHS	6 MONTHS	12 MONTHS
US Dollar	0.11941	0.46754	0.79073	0.34185
G. B. POUND	0.48060	0.88877	0.39620	0.00000
EURO	0.00000	0.00000	0.00000	0.00000


G) LIBOR AS ON 23/02/2022, 30 DAYS 0.18686 90 DAYS 0.49757 180 DAYS 0.82629


H) INDICATIVE RATE OF 01 SDR ,USD WITH NTL, CUR OF ACU MEMBERS AS IMF RATE 18/02/2022	IN.RS	N.RS	SL.RS	PK.RS	BD TK	USD
USD 1	74.9223	112.8653	179.5542	138.0034	85.5550	
SDR 1	105.1351	158.3787	251.9603	193.6540	120.0555	1.4033

IN CASE OF AUD CASH RATE WILL BE USED FOR T.T ALSO

Rates mentioned in row C, D, E and F are applicable only for bank's own customers.


Md. Nur Islam
PO
Prepared By


Syeda Hasinatul Jannat
SPO
Checked By


Md. Monirul Alam
AGM
Authorized Signature


Md. Yakut Mia
DGM
Authorized Signature