

TEL. 9554725, 55110031

JANATA BANK LIMITED

For Previous Rate Sheet Click

PABX-575,



TREASURY DEPT.(FRONT OFFICE)

Previous Rate

Mail: fxdeal@janatabank-bd.com

HEAD OFFICE, DHAKA

Exchange Rate Circular - 45

INDICATIVE ONLY: Rates may vary in the

DATE : 6-Mar-22

EFFECTIVE DATE 6-Mar-22

same day

Sunday

A) CROSS RATE OF N.Y CLOSING & S.E. ASIAN MARKETS AS ON 04/03/2022

	GBP/USD	EUR/USD	USD/JPY	USD/C.DLR	USD/S.FRA	AUD/USD
SELLING	1.3229	1.0928	114.7800	1.2730	0.9165	0.7372
BUYING	1.3225	1.0926	114.8100	1.2734	0.9169	0.7370

B) JANATA BANK LTD'S CASH CURRENCY & T.C TO PUBLIC TK PER UNIT OF FOREIGN CURR

SELLING	CURRENCY	BUYING	SELLING	CURRENCY	BUYING
90.5000	US Dollar	88.5000	23.6000	Saudi Riyal	22.5000
119.9000	G. B. Pound	111.9000	24.6000	UAE. Dirham	23.2000
98.4000	Euro	94.0000	21.0000	MAL.Ringit	19.5000
67.6100	Aus. Dollar	63.6100	1.2600	Indian Rupee	1.1800

BE SAME AS SELLING T.T.& O.D AND BUYING O.D. TRANSFER

C) SELLING		NAME OF CURRENCY	BUYING			
T.T.& O.D.	B.C.		T.T.CLEAN	T.T.DOC	O.D.SIGHT EXP.BILLS	O.D. TRANSFER
86.0500	86.0500	US Dollar	85.0500	85.0000	84.9500	84.7300
115.9160	116.1649	G. B. POUND	111.4436	111.3573	111.2982	111.1058
97.4140	97.5732	EURO	92.7119	92.7080	92.1585	92.0670
0.7639	0.7702	JP.YEN	0.7371	0.7304	0.7292	0.7279
68.8018	68.9793	CAN.DLR	67.3760	67.2998	67.0955	66.4455
96.1154	96.2247	SWISS.FRANC	93.1010	92.0028	91.8829	91.4130
223.3986	223.6316	OMANIAN RIYAL	221.2325	220.9990	220.3566	218.0821
11.2500	11.3693	H.K.DLR	10.8604	10.8489	10.8172	10.7855
63.4541	63.4911	SING.DLR	62.0873		61.9992	61.8890
2.6275	2.6319	THI.BAHT	2.5943		2.5840	2.5764
20.5549	20.5744	MAL.RINGIT	20.3014		20.2207	20.1615
23.3295	23.3377	UAE.DIRHAM			23.0087	23.0065
22.8370	22.8950	SAUDI RIYAL			22.5273	22.4600
23.0000	23.2842	QATAR RIYAL				22.0000
284.4394	284.7487	KUWAIT DINAR				277.0000
225.2834	225.7976	BAHRAIN DINAR				217.2755
13.1822	14.5143	CHINESE YUAN				11.0000

D) USANCE RATE: 30 DAYS	60DAYS	90 DAYS	120 DAYS	150 DAYS	180 DAYS
US Dollar	84.4339	83.9378	83.4416	82.9455	82.4494
G. B. POUND	110.6481	109.9980	109.0693	108.6978	108.0478
EURO	91.6177	91.0769	90.3043	89.9952	89.4544

E) FORWARD RATE:	1 MONTH	2 MONTHS	3 MONTHS	6 MONTHS	1 YEAR
SELLING US Dollar	86.6293	86.9085	87.2378	88.4256	0.0000
BUYING US Dollar	85.4563	85.9125	86.1689	87.3879	0.0000


F) NFCD INTT RATE, EFFECT ON: 01.03.22 To 15.03.22	1 MONTH	3 MONTHS	6 MONTHS	12 MONTHS
US Dollar	0.2408	0.5030	0.8027	0.2873
G. B. POUND	0.6004	0.8758	1.3048	0.0000
EURO	0.00000	0.00000	0.00000	0.00000


G) LIBOR AS ON 04/03/2022, 30 DAYS 0.31014 90 DAYS 0.61014 180 DAYS 0.93943


H) INDICATIVE RATE OF 01 SDR ,USD WITH NTL, CUR OF ACU MEMBERS AS IMF RATE 04/03/2022	IN.RS	N.RS	SL.RS	PK.RS	BD TK	USD
USD 1	76.1246	114.3402	181.9007	139.8069	85.5550	
SDR 1	105.4442	158.3787	251.9603	193.6540	118.5067	1.3852

IN CASE OF AUD CASH RATE WILL BE USED FOR T.T ALSO

Rates mentioned in row C, D, E and F are applicable only for bank's own customers.


Md. Nur Islam
PO
Prepared By


Md. Muzahidul Islam
PO
Checked By


Md. Monirul Alam
AGM
Authorized Signature


Md. Yakut Mia
DGM
Authorized Signature