

TEL. 9554725, 55110031

JANATA BANK LIMITED

For Previous Rate Sheet Click

PABX-575,



TREASURY DEPT.(FRONT OFFICE)

Previous Rate

Mail: fxdeal@janatabank-bd.com

HEAD OFFICE, DHAKA

Exchange Rate Circular - 50

INDICATIVE ONLY: Rates may vary in the

DATE: 13-Mar-22

EFFECTIVE DATE 13-Mar-22

same day

Sunday

A) CROSS RATE OF N.Y CLOSING & S.E. ASIAN MARKETS AS ON 11/03/2022

	GBP/USD	EUR/USD	USD/JPY	USD/C.DLR	USD/S.FRA	AUD/USD
SELLING	1.3040	1.0913	117.2800	1.2743	0.9346	0.7292
BUYING	1.3036	1.0909	117.3100	1.2745	0.9350	0.7290

B) JANATA BANK LTD'S CASH CURRENCY & T.C TO PUBLIC TK PER UNIT OF FOREIGN CURR

SELLING	CURRENCY	BUYING	SELLING	CURRENCY	BUYING
90.3000	US Dollar	88.3000	23.8000	Saudi Riyal	22.6000
121.2000	G. B. Pound	112.3000	25.0000	UAE. Dirham	24.2000
101.1000	Euro	96.0000	21.5000	MAL.Ringit	20.1000
66.9300	Aus. Dollar	62.9300	1.2500	Indian Rupee	1.1600

BE SAME AS SELLING T.T.& O.D AND BUYING O.D. TRANSFER

C) SELLING		NAME OF CURRENCY	BUYING			
T.T.& O.D.	B.C.		T.T.CLEAN	T.T.DOC	O.D.SIGHT EXP.BILLS	O.D. TRANSFER
86.0500	86.0500	US Dollar	85.0500	85.0000	84.9500	84.7300
114.2993	114.5476	G. B. POUND	109.8397	109.7552	109.7007	109.5130
96.9355	96.9546	EURO	92.6677	92.4839	92.3848	92.2837
0.7613	0.7627	JP.YEN	0.7214	0.7146	0.7135	0.7123
68.7331	68.9107	CAN.DLR	67.3185	67.2424	67.0382	66.3884
94.3049	94.4136	SWISS.FRANC	91.3094	90.2131	90.0984	89.6337
223.8220	224.0551	OMANIAN RIYAL	221.4156	221.1818	220.5390	218.2639
11.2500	11.3482	H.K.DLR	10.8390	10.8276	10.7959	10.7643
63.2879	63.3248	SING.DLR	61.8999		61.8126	61.7030
2.5795	2.5839	THI.BAHT	2.5445		2.5344	2.5270
20.4766	20.4961	MAL.RINGIT	20.2192		20.1388	20.0798
23.3295	23.3377	UAE.DIRHAM			23.0087	23.0065
22.8395	22.8975	SAUDI RIYAL			22.5297	22.4600
23.0000	23.2842	QATAR RIYAL				22.0000
284.1786	284.4878	KUWAIT DINAR				276.0000
225.2713	225.7856	BAHRAIN DINAR				217.2637
13.1392	14.4713	CHINESE YUAN				11.0000

D) USANCE RATE: 30 DAYS	60DAYS	90 DAYS	120 DAYS	150 DAYS	180 DAYS
US Dollar	84.4339	83.9378	83.4416	82.9455	82.4494
G. B. POUND	109.0600	108.4192	107.5039	107.1378	106.4970
EURO	91.8442	91.3037	90.5314	90.2226	89.6820

E) FORWARD RATE:	1 MONTH	2 MONTHS	3 MONTHS	6 MONTHS	1 YEAR
SELLING US Dollar	86.6293	86.9085	87.2378	88.4256	0.0000
BUYING US Dollar	85.4563	85.9125	86.1689	87.3879	0.0000


F) NFCD INTT RATE, EFFECT ON: 01.03.22 To 15.03.22	1 MONTH	3 MONTHS	6 MONTHS	12 MONTHS
US Dollar	0.2408	0.5030	0.8027	0.2873
G. B. POUND	0.6004	0.8758	1.3048	0.0000
EURO	0.00000	0.00000	0.00000	0.00000


G) LIBOR AS ON 11/03/2022, 30 DAYS 0.39657 90 DAYS 0.82600 180 DAYS 1.13057


H) INDICATIVE RATE OF 01 SDR ,USD WITH NTL, CUR OF ACU MEMBERS AS IMF RATE 11/03/2022	IN.RS	N.RS	SL.RS	PK.RS	BD TK	USD
USD 1	76.2638	114.4967	182.1496	139.9983	85.5550	
SDR 1	105.4927	158.3787	251.9603	193.6540	118.3448	1.3833


IN CASE OF AUD CASH RATE WILL BE USED FOR T.T ALSO

Rates mentioned in row C, D, E and F are applicable only for bank's own customers.


Md. Nur Islam
PO
Prepared By


Md. Muzahidul Islam
PO
Checked By


Md. Monirul Alam
AGM
Authorized Signature


Md. Yakut Mia
DGM
Authorized Signature