

TEL. 9554725, 55110031

PABX-575,

Mail: fxdeal@janatabank-bd.co

Exchange Rate Circular - 041



JANATA BANK LIMITED

TREASURY DEPT.(FRONT OFFICE)

HEAD OFFICE, DHAKA

INDICATIVE ONLY: Rates may vary in the

For Previous Rate Sheet Click

<https://goo.gl/URA0t4>

DATE : 01 Mar 2021

Monday

EFFECTIVE DATE: 01 Mar 2021

same day

A) CROSS RATE OF SYD, TOK, HKG &amp; S.E. ASIAN MARKETS AS ON 01/03/2021

	GBP/USD	EUR/USD	USD/JPY	USD/C.DLR	USD/S.FRA	AUD/USD
SELLING	1.3982	1.2085	106.5900	1.2638	0.9080	0.7798
BUYING	1.3981	1.2081	106.6000	1.2638	0.9084	0.7798

B) JANATA BANK LTD'S CASH

CURRENCY &amp; T.C TO PUBLIC TK PER UNIT OF FOREIGN CURRENCY

SELLING	CURRENCY	BUYING	SELLING	CURRENCY	BUYING
86.7000	US Dollar	84.1000	23.5000	Saudi Riyal	20.5000
116.0000	G. B. Pound	110.0000	23.9000	UAE. Dirham	22.5000
102.3500	Euro	97.0000	20.8000	MAL.Ringit	18.0000
66.7440	Aus. Dollar	57.2940	1.2200	Indian Rupee	1.1200

BE SAME AS SELLING T.T.&amp; O.D AND BUYING O.D. TRANSFER

C) SELLING		NAME OF CURRENCY	BUYING			
T.T.& O.D.	B.C.		T.T.CLEAN	T.T.DOC	O.D.SIGHT EXP.BILLS	O.D. TRANSFER
84.9500	84.9500	US Dollar	84.2000	84.1500	84.1000	83.9000
120.8622	121.0042	G. B. POUND	117.2530	117.0771	116.8315	116.3659
104.7234	104.9597	EURO	100.7986	100.1398	99.9912	99.7925
0.8204	0.8267	JP.YEN	0.7931	0.7863	0.7850	0.7345
69.2126	69.3903	CAN.DLR	67.8031	67.7264	67.5208	66.8696
95.0016	95.1641	SWISS.FRANC	93.5069	93.3078	93.2057	92.6658
222.5057	222.7810	OMANIAN RIYAL	219.1501	211.9164	211.2743	210.1645
11.2500	11.4371	H.K.DLR	10.9273	10.9157	10.8839	10.8520
65.0725	67.4636	SING.DLR	63.7006		62.4472	56.8140
2.8253	2.8298	THI.BAHT	2.7900		2.7789	2.7708
21.1633	21.1831	MAL.RINGIT	20.8974		20.8143	20.7534
23.3010	23.3092	UAE.DIRHAM			22.9816	22.9975
22.8152	22.8732	SAUDI RIYAL			22.5055	22.4400
21.0000	21.4903	QATAR RIYAL				20.0000
282.4295	285.6708	KUWAIT DINAR				255.0000
224.7528	224.0943	BAHRAIN DINAR				216.0355
13.5950	14.1954	CHINESE YUAN				12.5000

D) USANCE RATE:	30 DAYS	60 DAYS	90 DAYS	120 DAYS	150 DAYS	180 DAYS
US Dollar	83.5988	83.1077	82.6165	82.1253	81.6342	81.1430
G. B. POUND	116.1475	115.4635	114.4864	114.0956	113.4116	112.7276
EURO	99.4032	98.8152	97.9752	97.6392	97.0512	96.4632

E) FORWARD RATE:		1 MONTH	2 MONTHS	3 MONTHS	6 MONTHS	1 YEAR
SELLING	US Dollar	85.5270	85.8040	86.1309	87.3119	0.0000
BUYING	US Dollar	84.6053	85.0604	85.3158	86.5315	0.0000


F) NFCD INTT RATE, EFFECT ON: 01.03.2021 To 15.03.2021	1 MONTH	3 MONTHS	6 MONTHS	12 MONTHS
US Dollar	0.11820	0.18791	0.20249	0.28304
G. B. POUND	0.04638	0.06584	0.08254	0.14564
EURO	0.00000	0.00000	0.00000	0.00000


G) LIBOR AS ON 26/02/2021 , 60 DAYS 0.14750 90 DAYS 0.18838 180 DAYS 0.20300


H) INDICATIVE RATE OF 01 SDR ,USD WITH NTL, CUR OF ACU MEMBERS AS IMF RATE 26/02/2021	IN.RS	N.RS	SL.RS	PK.RS	BD TK	USD
USD 1	73.0408	110.0409	175.0610	134.5500	84.5800	
SDR 1	105.1255	158.3787	251.9603	193.6540	121.7336	1.4393


IN CASE OF AUS. DOLLAR CASH RATE WILL BE USED FOR T.T ALSO

Rates mentioned in row C, D, E and F are applicable only for bank's own customers.

  
Md. Nur Islam  
PO  
Prepared By

  
Syeda Hasinatul Jannat  
SPO  
Checked By

  
Shipra Biswas  
AGM  
Authorized Signature

  
Md. Yakut Mia  
DGM  
Authorized Signature