

TEL. 9575997, 9567298, 9554725

JANATA BANK LIMITED

For Previous Rate Sheet Click

PABX-575,

TREASURY DEPARTMENT

<https://goo.gl/URA0t4>

Mail: fxdeal@janatabank-bd.com

HEAD OFFICE, DHAKA

Exchange Rate Circular - 23

**INDICATIVE ONLY: Rates may vary in the**

DATE : 02 Feb 2020

EFFECTIVE DATE: 02 Feb'2020

same day

Sunday

A) CROSS RATE OF SYD, TOK, HKG &amp; S.E. ASIAN MARKETS AS ON 31/01/2020

	GBP/USD	EUR/USD	USD/JPY	USD/C.DLR	USD/S.FRA	AUD/USD
SELLING	1.3203	1.1095	108.3800	1.3235	0.9630	0.6693
BUYING	1.3199	1.1093	108.4100	1.3237	0.9634	0.6691

B) JANATA BANK LTD'S CASH

CURRENCY &amp; T.C TO PUBLIC TK PER UNIT OF FOREIGN CURREN

SELLING	CURRENCY	BUYING	SELLING	CURRENCY	BUYING
88.0000	US Dollar	87.0000	23.6000	Saudi Riyal	22.7000
114.3000	G. B. Pound	111.2000	24.0000	UAE. Dirham	23.0000
96.3000	Euro	93.7000	20.7000	MAL.Ringit	19.4000
58.9000	Aus. Dollar	56.9000	1.2600	Indian Rupee	1.2000

BE SAME AS SELLING T.T.&amp; O.D AND BUYING O.D. TRANSFER

C)	SELLING		NAME OF CURRENCY	BUYING			
	T.T.& O.D.	B.C.		T.T.CLEAN	T.T.DOC	O.D.SIGHT EXP.BILLS	O.D. TRANSFER
	84.9500	84.9500	US Dollar	84.2000	84.1500	84.1000	83.9000
	113.1064	113.2460	G. B. POUND	111.7747	111.4559	111.2297	110.7834
	96.4510	96.5843	EURO	95.1243	94.7744	94.5502	93.6760
	0.8060	0.8114	JP.YEN	0.7848	0.7780	0.7767	0.7740
	66.1909	66.3347	CAN.DLR	66.0681	65.8946	65.6979	65.0911
	88.8681	89.0393	SWISS.FRANC	88.1801	87.9867	87.9001	87.7935
	222.7782	223.3427	OMANIAN RIYAL	219.1558	218.9221	218.2800	217.9579
	11.0000	11.4254	H.K.DLR	10.9155	10.9039	10.8721	10.8402
	63.9052	65.3771	SING.DLR	64.0816		63.8346	62.1936
	2.7438	2.7548	THI.BAHT	2.7141		2.7033	2.6953
	20.8987	20.9560	MAL.RINGIT	20.6883		20.6060	20.5457
	23.2998	23.3079	UAE.DIRHAM			22.9841	22.9168
	22.8128	22.8708	SAUDI RIYAL			22.4995	22.4300
	23.4874	23.9392	QATAR RIYAL				22.7013
	284.9119	285.2107	KUWAIT DINAR				276.0000
	224.0147	224.0943	BAHRAIN DINAR				219.2597
	13.0811	13.2921	CHINESE YUAN				11.5000

D) USANCE RATE:	30 DAYS	60 DAYS	90 DAYS	120 DAYS	150 DAYS	180 DAYS
US Dollar	83.5988	83.1077	82.6165	82.1253	81.6342	81.1430
G. B. POUND	110.5777	109.9257	108.9942	108.6216	107.9696	107.3176
EURO	93.9953	93.4404	92.6477	92.3306	91.7757	91.2208

E) FORWARD RATE:		1 MONTH	2 MONTHS	3 MONTHS	6 MONTHS	1 YEAR
SELLING	US Dollar	86.0894	86.5287	86.9181	88.2861	0.0000
BUYING	US Dollar	85.0982	85.1964	85.4946	85.6893	0.0000


F) NFCD INTT RATE, EFFECT ON: 01.02.2020 To 15.02.2020	1 MONTH	3 MONTHS	6 MONTHS	12 MONTHS
US Dollar	1.39525	1.52713	1.52925	1.59713
G. B. POUND	0.37975	0.45088	0.50150	0.56375
EURO	0.00000	0.00000	0.00000	0.00000

G) LIBOR AS ON 31/01/2020, 60 DAYS 1.73100 90 DAYS 1.75113 180 DAYS 1.74525


H) INDICATIVE RATE OF 01 SDR, USD WITH NTL, CUR OF ACU MEMBERS AS IMF RATE 31/01/2020	IN.RS	N.RS	SL.RS	PK.RS	BD TK	USD
USD 1	71.5094	115.0213	182.9841	140.6396	84.5800	
SDR 1	98.4649	158.3787	251.9603	193.6540	116.4626	1.3770


IN CASE OF AUS. DOLLAR CASH RATE WILL BE USED FOR T.T ALSO

Rates mentioned in row C, D, E and F are applicable only for bank's own customers.

  
 Md. Nur Islam  
 PO  
 Prepared By

  
 Md. Mokhlesur Rahman  
 SPO  
 Checked By

  
 M.M. Awrangzeb  
 AGM  
 Authorised Signature

  
 Md. Tofazzal Hossain  
 DGM  
 Authorised Signature