

TEL. 9554725, 55110031

PABX-575,

Mail: fxdeal@janatabank-bd.com

Exchange Rate Circular - 100

EFFECTIVE DATE: 02 Jun 2021

JANATA BANK LIMITED

TREASURY DEPT.(FRONT OFFICE)

HEAD OFFICE, DHAKA

INDICATIVE ONLY: Rates may vary in the

same day

For Previous Rate Sheet Click

<https://goo.gl/URA0t4>

DATE : 02 Jun 2021

Wednesday

A) CROSS RATE OF SYD, TOK, HKG & S.E. ASIAN MARKETS AS ON 02/06/2021

	GBP/USD	EUR/USD	USD/JPY	USD/C.DLR	USD/S.FRA	AUD/USD
SELLING	1.4161	1.2225	109.6300	1.1966	0.8970	0.7827
BUYING	1.4157	1.2221	109.6400	1.1966	0.8971	0.7827

B) JANATA BANK LTD'S CASH CURRENCY & T.C TO PUBLIC TK PER UNIT OF FOREIGN CURRENCY

SELLING	CURRENCY	BUYING	SELLING	CURRENCY	BUYING
86.8000	US Dollar	84.2000	23.5000	Saudi Riyal	22.2000
118.6000	G. B. Pound	113.1000	24.0000	UAE. Dirham	23.0000
104.2000	Euro	100.0000	20.8000	MAL.Ringit	18.0000
66.9904	Aus. Dollar	57.5404	1.2400	Indian Rupee	1.1500

BE SAME AS SELLING T.T.& O.D AND BUYING O.D. TRANSFER

SELLING		NAME OF CURRENCY	BUYING			
T.T.& O.D.	B.C.		T.T.CLEAN	T.T.DOC	O.D.SIGHT EXP.BILLS	O.D. TRANSFER
84.9500	84.9500	US Dollar	84.2000	84.1500	84.1000	83.9000
122.3916	122.5341	G. B. POUND	118.7447	118.5673	118.3174	117.8474
105.9216	106.1582	EURO	101.9852	101.3252	101.1731	100.9710
0.7981	0.8044	JP.YEN	0.7711	0.7643	0.7630	0.7126
73.0155	73.1946	CAN.DLR	71.5695	71.4888	71.2722	70.6100
96.1574	96.3204	SWISS.FRANC	94.6822	94.4819	94.3763	93.8330
223.0000	222.7810	OMANIAN RIYAL	219.1501	211.9164	211.2743	207.0000
11.2500	11.4345	H.K.DLR	10.9248	10.9132	10.8813	10.8495
65.4667	67.8579	SING.DLR	64.0907		62.8358	59.2210
2.7539	2.7583	THI.BAHT	2.7193		2.7085	2.7005
20.7894	20.8090	MAL.RINGIT	20.5329		20.4513	20.3914
23.3010	23.3092	UAE.DIRHAM			22.9816	22.9975
22.8152	22.8732	SAUDI RIYAL			22.5055	22.4400
20.5000	21.8563	QATAR RIYAL				19.0000
284.4636	287.7057	KUWAIT DINAR				257.0000
224.7528	224.0943	BAHRAIN DINAR				216.0355
13.7633	14.3637	CHINESE YUAN				12.5000

D) USANCE RATE:	30 DAYS	60 DAYS	90 DAYS	120 DAYS	150 DAYS	180 DAYS
US Dollar	83.5988	83.1077	82.6165	82.1253	81.6342	81.1430
G. B. POUND	117.6247	116.9320	115.9425	115.5467	114.8540	114.1613
EURO	100.5782	99.9833	99.1334	98.7934	98.1985	97.6036

E) FORWARD RATE:		1 MONTH	2 MONTHS	3 MONTHS	6 MONTHS	1 YEAR
SELLING	US Dollar	85.5270	85.8040	86.1309	87.3119	0.0000
BUYING	US Dollar	84.6053	85.0604	85.3158	86.5315	0.0000


F) NFCD INTT RATE, EFFECT ON: 01.06.2021 To 15.06.2021	1 MONTH	3 MONTHS	6 MONTHS	12 MONTHS
US Dollar	0.08567	0.13105	0.17057	0.24751
G. B. POUND	0.05087	0.08105	0.10574	0.16209
EURO	0.00000	0.00000	0.00000	0.00000


G) LIBOR AS ON 01/06/2021, 60 DAYS 0.11688 90 DAYS 0.12850 180 DAYS 0.17488


H) INDICATIVE RATE OF 01 SDR, USD WITH NTL, CUR OF ACU MEMBERS AS IMF RATE 27/05/2021	IN.RS	N.RS	SL.RS	PK.RS	BD TK	USD
USD 1	72.6404	109.6299	174.4071	134.0475	84.5800	
SDR 1	104.9412	158.3787	251.9603	193.6540	122.1899	1.4447

IN CASE OF AUS. DOLLAR CASH RATE WILL BE USED FOR T.T ALSO

Rates mentioned in row C, D, E and F are applicable only for bank's own customers.


Md. Nur Islam
PO
Prepared By


Syeda Hasinatul Jannat
SPO
Checked By


Shipra Biswas
AGM
Authorized Signature


Md. Yakut Mia
DGM
Authorized Signature