

TEL. 9554725, 55110031

PABX-575,

Mail: fxdeal@janatabank-bd.com

Exchange Rate Circular - 136

EFFECTIVE DATE: 02 Aug 2021

JANATA BANK LIMITED

TREASURY DEPT.(FRONT OFFICE)

HEAD OFFICE, DHAKA

INDICATIVE ONLY: Rates may vary in the

same day

For Previous Rate Sheet Click

<https://goo.gl/URA0t4>

DATE : 02 Aug 2021

Monday

A) CROSS RATE OF SYD, TOK, HKG &amp; S.E ASIAN MARKETS AS ON 02/08/2021

	GBP/USD	EUR/USD	USD/JPY	USD/C.DLR	USD/S.FRA	AUD/USD
SELLING	1.3899	1.1872	109.6700	1.2383	0.9056	0.7393
BUYING	1.3898	1.1871	109.7000	1.2383	0.9057	0.7393

B) JANATA BANK LTD'S CASH CURRENCY &amp; T.C TO PUBLIC TK PER UNIT OF FOREIGN CURRENCY

SELLING	CURRENCY	BUYING	SELLING	CURRENCY	BUYING
86.9000	US Dollar	84.5000	23.5000	Saudi Riyal	20.7000
117.5000	G. B. Pound	111.5000	24.0000	UAE. Dirham	21.5000
104.0000	Euro	100.0000	20.8000	MAL.Ringit	18.0000
63.3035	Aus. Dollar	53.8535	1.2400	Indian Rupee	1.1500

BE SAME AS SELLING T.T.&amp; O.D AND BUYING O.D. TRANSFER

C) SELLING		NAME OF CURRENCY	BUYING			
T.T.& O.D.	B.C.		T.T.CLEAN	T.T.DOC	O.D.SIGHT EXP.BILLS	O.D. TRANSFER
84.9500	84.9500	US Dollar	84.2000	84.1500	84.1000	83.9000
120.1531	120.2948	G. B. POUND	116.5494	116.3744	116.1308	115.6672
102.9006	103.1362	EURO	99.0186	98.3618	98.2183	98.0249
0.7978	0.8041	JP.YEN	0.7707	0.7638	0.7626	0.7122
70.6071	70.7853	CAN.DLR	69.1842	69.1060	68.8964	68.2411
95.2514	95.4140	SWISS.FRANC	93.7851	93.5857	93.4828	92.9420
223.0000	223.0002	OMANIAN RIYAL	219.1501	211.9164	211.2743	203.0454
11.2500	11.4121	H.K.DLR	10.9026	10.8910	10.8592	10.8274
63.6476	66.3602	SING.DLR	62.6090		61.3599	57.6350
2.6046	2.6090	THI.BAHT	2.5716		2.5614	2.5539
20.2981	20.3175	MAL.RINGIT	20.0520		19.9723	19.9138
23.3010	23.3092	UAE.DIRHAM			22.9816	22.9975
22.8195	22.8775	SAUDI RIYAL			22.5097	22.4400
20.5000	21.7406	QATAR RIYAL				19.0000
280.7114	288.0667	KUWAIT DINAR				251.0000
224.7528	225.0000	BAHRAIN DINAR				216.0355
13.5917	14.1921	CHINESE YUAN				12.5000

D) USANCE RATE:	30 DAYS	60 DAYS	90 DAYS	120 DAYS	150 DAYS	180 DAYS
US Dollar	83.5988	83.1077	82.6165	82.1253	81.6342	81.1430
G. B. POUND	115.4509	114.7711	113.7998	113.4113	112.7314	112.0516
EURO	97.6407	97.0631	96.2379	95.9079	95.3303	94.7526

E) FORWARD RATE:		1 MONTH	2 MONTHS	3 MONTHS	6 MONTHS	1 YEAR
SELLING	US Dollar	85.5270	85.8040	86.1309	87.3119	0.0000
BUYING	US Dollar	84.6053	85.0604	85.3158	86.5315	0.0000


F) NFCD INTT RATE, EFFECT ON: 01.08.2021 To 15.08.2021	1 MONTH	3 MONTHS	6 MONTHS	12 MONTHS
US Dollar	0.08342	0.13391	0.15175	0.24152
G. B. POUND	0.05275	0.07656	0.09888	0.19564
EURO	0.00000	0.00000	0.00000	0.00000


G) LIBOR AS ON 30/07/2021, 60 DAYS 0.10338 90 DAYS 0.11775 180 DAYS 0.15313


H) INDICATIVE RATE OF 01 SDR, USD WITH NTL, CUR OF ACU MEMBERS AS IMF RATE 30/07/2021	IN.RS	N.RS	SL.RS	PK.RS	BD TK	USD
USD 1	74.3871	110.8496	176.3475	135.5388	84.5800	
SDR 1	106.2821	158.3787	251.9603	193.6540	120.8455	1.4288

IN CASE OF AUS. DOLLAR CASH RATE WILL BE USED FOR T.T ALSO

Rates mentioned in row C, D, E and F are applicable only for bank's own customers.

  
Md. Nur Islam  
PO  
Prepared By

  
Syeda Hasinatul Jannat  
SPO  
Checked By

  
Shipra Biswas  
AGM  
Authorized Signature

  
Md. Yakut Mia  
DGM  
Authorized Signature