

TEL. 9575997, 9567298, 9554725

JANATA BANK LIMITED

For Previous Rate Sheet Click

PABX-575,

TREASURY DEPARTMENT

<https://goo.gl/URA0t4>

Mail: fxdeal@janatabank-bd.com

HEAD OFFICE, DHAKA

EID MUBARAK

Exchange Rate Circular - 161

INDICATIVE ONLY: Rates may vary in the

DATE : 03 Sep 2019

EFFECTIVE DATE: 03 Sep'19

same day

Tuesday

A) CROSS RATE OF SYD, TOK, HKG & S.E. ASIAN MARKETS AS ON 03/09/2019

	GBP/USD	EUR/USD	USD/JPY	USD/C.DLR	USD/S.FRA	AUD/USD
SELLING	1.2036	1.0938	106.2900	1.3341	0.9924	0.6730
BUYING	1.2035	1.0934	106.3200	1.3345	0.9925	0.6730

B) JANATA BANK LTD'S CASH

CURRENCY & T.C TO PUBLIC TK PER UNIT OF FOREIGN CURREN

SELLING	CURRENCY	BUYING	SELLING	CURRENCY	BUYING
86.0000	US Dollar	85.0000	22.5000	Saudi Riyal	21.4000
103.3000	G. B. Pound	99.2000	23.2000	UAE. Dirham	22.2000
94.2000	Euro	91.3000	21.0000	MAL.Ringit	20.0000
56.8500	Aus. Dollar	54.8500	1.2800	Indian Rupee	1.2000

BE SAME AS SELLING T.T.& O.D AND BUYING O.D. TRANSFER

C)	SELLING		NAME OF CURRENCY	BUYING			
	T.T.& O.D.	B.C.		T.T.CLEAN	T.T.DOC	O.D.SIGHT EXP.BILLS	O.D. TRANSFER
	84.4500	84.5000	US Dollar	83.7500	83.7000	83.6500	83.5300
	102.5699	102.7060	G. B. POUND	100.5607	100.2524	100.0589	99.6452
	94.2433	94.3261	EURO	92.0520	91.3736	91.2869	90.7201
	0.8171	0.8225	JP.YEN	0.7897	0.7828	0.7815	0.7787
	63.8248	63.9685	CAN.DLR	63.2107	63.0377	62.8450	62.7021
	85.6718	85.9320	SWISS.FRANC	84.3720	84.1814	83.9356	83.6898
	217.8343	217.9986	OMANIAN RIYAL	215.2355	215.0017	214.3682	213.0545
	11.0000	11.2542	H.K.DLR	10.6628	10.6513	10.6202	10.5891
	62.2720	63.7436	SING.DLR	62.0086		61.7690	59.8340
	2.7759	2.7869	THI.BAHT	2.7262		2.7153	2.7074
	20.1539	20.2110	MAL.RINGIT	19.7871		19.7081	19.6504
	23.1731	23.1812	UAE.DIRHAM			22.6776	22.6112
	22.6936	22.7516	SAUDI RIYAL			22.2114	22.1500
	23.2819	23.3901	QATAR RIYAL				22.1767
	279.1975	279.4963	KUWAIT DINAR				270.0000
	222.7500	222.8296	BAHRAIN DINAR				216.2947
	12.4951	12.8093	CHINESE YUAN				11.9134

D) USANCE RATE:	30 DAYS	60 DAYS	90 DAYS	120 DAYS	150 DAYS	180 DAYS
US Dollar	83.1515	82.6629	82.1744	81.6858	81.1973	80.7088
G. B. POUND	99.4723	98.8857	98.0477	97.7125	97.1259	96.5393
EURO	90.7499	90.2130	89.4459	89.1390	88.6021	88.0651

E) FORWARD RATE:		1 MONTH	2 MONTHS	3 MONTHS	6 MONTHS	1 YEAR
SELLING	US Dollar	84.9771	85.4241	85.9112	87.2724	0.0000
BUYING	US Dollar	84.0466	84.3432	84.6398	85.5297	0.0000


F) NFCD INTT RATE, EFFECT ON: 01.09.19 To 15.09.19	1 MONTH	3 MONTHS	6 MONTHS	12 MONTHS
US Dollar	1.88513	1.87413	1.78513	1.69938
G. B. POUND	0.44475	0.50975	0.52925	0.57650
EURO	0.00000	0.00000	0.00000	0.00000

G) LIBOR AS ON 02/09/2019, 60 DAYS 2.14625 90 DAYS 2.13275 180 DAYS 2.02400


H) INDICATIVE RATE OF 01 SDR, USD WITH NTL, CUR OF ACU MEMBERS AS IMF RATE 30/08/2019	IN.RS	N.RS	SL.RS	PK.RS	BD TK	USD
USD 1	71.7588	115.7452	184.1358	141.5248	84.1050	
SDR 1	98.1904	158.3787	251.9603	193.6540	115.0842	1.3683


IN CASE OF AUS. DOLLAR CASH RATE WILL BE USED FOR T.T ALSO

Rates mentioned in row C, D, E and F are applicable only for bank's own customers.


Md. Tufail Ahmed
Officer
Prepared By


Md. Mokhlesur Rahman
SPO
Checked By


M.M. Awrangzeb
AGM
Authorized Signature


Md. Tofazzal Hossain
DGM
Authorised Signature