

TEL. 9575997, 9567298, 9554725

JANATA BANK LIMITED

PABX-575,

TREASURY DEPT.(FRONT OFFICE)

Mail: fxdeal@janatabank-bd.co



HEAD OFFICE, DHAKA

For Previous Rate Sheet Click

<https://goo.gl/URA0t4>

Exchange Rate Circular - 130

**INDICATIVE ONLY: Rates may vary in the**

DATE : 03 Sep 2020

**EFFECTIVE DATE: 03-05 Sep 2020**

same day

**Thursday**

A) CROSS RATE OF SYD,TOK,HKG &amp; S.E. ASIAN MARKETS AS ON 03/09/2020

	GBP/USD	EUR/USD	USD/JPY	USD/C.DLR	USD/S.FRA	AUD/USD
SELLING	1.3327	1.1823	106.2600	1.3064	0.9126	0.7370
BUYING	1.3326	1.1819	106.2700	1.3066	0.9129	0.7370

B) JANATA BANK LTD'S CASH

CURRENCY &amp; T.C TO PUBLIC TK PER UNIT OF FOREIGN CURRENCY

SELLING	CURRENCY	BUYING	SELLING	CURRENCY	BUYING
87.3000	US Dollar	84.5000	23.6000	Saudi Riyal	20.0000
114.1000	G. B. Pound	107.1000	23.5000	UAE. Dirham	20.0000
100.9000	Euro	94.0000	21.0000	MAL.Ringit	19.0000
63.0000	Aus. Dollar	55.0000	1.2200	Indian Rupee	1.1300

**BE SAME AS SELLING T.T.& O.D AND BUYING O.D. TRANSFER**

SELLING		NAME OF CURRENCY	BUYING			
T.T.& O.D.	B.C.		T.T.CLEAN	T.T.DOC	O.D.SIGHT EXP.BILLS	O.D. TRANSFER
84.9500	84.9500	US Dollar	84.2000	84.1500	84.1000	83.9000
115.2659	115.4059	G. B. POUND	111.7012	111.5312	111.3018	110.8524
102.4812	102.7167	EURO	98.5778	97.9215	97.7793	97.5871
0.8229	0.8292	JP.YEN	0.7956	0.7887	0.7874	0.7370
67.0373	67.1814	CAN.DLR	66.6062	66.5318	66.3326	65.7234
94.4760	94.6889	SWISS.FRANC	93.0470	92.8484	92.7476	92.6268
222.0000	222.7752	OMANIAN RIYAL	219.1501	211.9164	211.2743	200.0000
11.0000	11.4460	H.K.DLR	10.9362	10.9246	10.8927	10.8608
65.0000	65.9561	SING.DLR	62.1955		60.9480	54.0000
2.7333	2.7443	THI.BAHT	2.7054		2.6946	2.6867
20.6815	20.7387	MAL.RINGIT	20.4586		20.3772	20.3175
23.3010	23.3092	UAE.DIRHAM			22.9816	22.9143
22.8171	22.8751	SAUDI RIYAL			22.5079	22.4400
23.5000	23.5903	QATAR RIYAL				20.0000
282.0000	283.1035	KUWAIT DINAR				240.0000
224.0000	224.1123	BAHRAIN DINAR				209.0000
13.2742	13.4853	CHINESE YUAN				11.5000

D) USANCE RATE:	30 DAYS	60DAYS	90 DAYS	120 DAYS	150 DAYS	180 DAYS
US Dollar	83.5988	83.1077	82.6165	82.1253	81.6342	81.1430
G. B. POUND	110.6502	109.9986	109.0678	108.6954	108.0438	107.3923
EURO	97.2043	96.6292	95.8077	95.4792	94.9041	94.3291

E) FORWARD RATE:		1 MONTH	2 MONTHS	3 MONTHS	6 MONTHS	1 YEAR
SELLING	US Dollar	86.0894	86.5287	86.9181	88.2861	0.0000
BUYING	US Dollar	85.0982	85.1964	85.4946	85.6893	0.0000


F) NFCD INTT RATE, EFFECT ON: 01.09.2020 To 15.09.2020	1 MONTH	3 MONTHS	6 MONTHS	12 MONTHS
US Dollar	-0.09325	-0.00912	0.05988	0.19525
G. B. POUND	-0.19562	-0.18600	-0.13375	-0.01462
EURO	0.00000	0.00000	0.00000	0.00000


G) LIBOR AS ON 02/09/2020 , 60 DAYS 0.19938 90 DAYS 0.25125 180 DAYS 0.28775


H) INDICATIVE RATE OF 01 SDR ,USD WITH NTL, CUR OF ACU MEMBERS AS IMF RATE 28/08/2020	IN.RS	N.RS	SL.RS	PK.RS	BD TK	USD
USD 1	73.3528	111.6609	177.6383	136.5309	84.5800	
SDR 1	104.0428	158.3787	251.9603	193.6540	119.9674	1.4184

IN CASE OF AUS. DOLLAR CASH RATE WILL BE USED FOR T.T ALSO

Rates mentioned in row C, D, E and F are applicable only for bank's own customers.

  
Md. Nur Islam  
PO  
Prepared By

  
Md. Mokhlesur Rahman  
SPO  
Checked By

  
M.M. Awrangzeb  
AGM  
Authorized Signature

  
Md. Yakut Mia  
DGM  
Authorized Signature