

TEL. 9554725, 55110031

PABX-575,

Mail: fxdeal@janatabank-bd.co

Exchange Rate Circular - 002

EFFECTIVE DATE: 04 Jan 2021

JANATA BANK LIMITED

TREASURY DEPT.(FRONT OFFICE)

HEAD OFFICE, DHAKA

INDICATIVE ONLY: Rates may vary in the

same day

For Previous Rate Sheet Click

<https://goo.gl/URA0t4>

DATE : 04 Jan 2021

Monday

A) CROSS RATE OF SYD, TOK, HKG & S.E. ASIAN MARKETS AS ON 04/01/2021

	GBP/USD	EUR/USD	USD/JPY	USD/C.DLR	USD/S.FRA	AUD/USD
SELLING	1.3679	1.2247	103.0100	1.2605	0.8843	0.7778
BUYING	1.3677	1.2244	103.0400	1.2605	0.8847	0.7778

B) JANATA BANK LTD'S CASH

CURRENCY & T.C TO PUBLIC TK PER UNIT OF FOREIGN CURRENCY

SELLING	CURRENCY	BUYING	SELLING	CURRENCY	BUYING
86.8000	US Dollar	84.0000	23.5000	Saudi Riyal	19.5000
117.1000	G. B. Pound	110.1000	24.0000	UAE. Dirham	22.0000
104.5000	Euro	97.0000	20.8000	MAL.Ringit	18.0000
66.5741	Aus. Dollar	57.1241	1.2200	Indian Rupee	1.1300

BE SAME AS SELLING T.T.& O.D AND BUYING O.D. TRANSFER

SELLING		NAME OF CURRENCY	BUYING			
T.T.& O.D.	B.C.		T.T.CLEAN	T.T.DOC	O.D.SIGHT EXP.BILLS	O.D. TRANSFER
84.9500	84.9500	US Dollar	84.2000	84.1500	84.1000	83.9000
118.2734	118.4144	G. B. POUND	114.6763	114.5032	114.2651	113.8070
106.1098	106.3466	EURO	102.1801	101.5199	101.3673	101.1646
0.8483	0.8546	JP.YEN	0.8206	0.8137	0.8123	0.7618
69.3899	69.5677	CAN.DLR	67.9787	67.9018	67.6956	67.0439
97.5276	97.6910	SWISS.FRANC	96.0065	95.8048	95.6953	95.1481
222.5000	222.7752	OMANIAN RIYAL	219.1444	211.9107	211.2686	200.0000
11.2500	11.4425	H.K.DLR	10.9327	10.9211	10.8892	10.8573
67.9888	68.0742	SING.DLR	64.2900		63.0343	54.0000
2.8697	2.8742	THI.BAHT	2.8338		2.8226	2.8143
21.4595	21.4793	MAL.RINGIT	21.1900		21.1057	21.0439
23.3010	23.3092	UAE.DIRHAM			22.9816	22.9975
22.8177	22.8757	SAUDI RIYAL			22.5079	22.4400
23.5000	23.5929	QATAR RIYAL				20.0000
284.1250	284.4416	KUWAIT DINAR				240.0000
224.0482	224.0822	BAHRAIN DINAR				209.0000
13.5838	14.1841	CHINESE YUAN				12.5000

D) USANCE RATE:	30 DAYS	60 DAYS	90 DAYS	120 DAYS	150 DAYS	180 DAYS
US Dollar	83.5988	83.1077	82.6165	82.1253	81.6342	81.1430
G. B. POUND	113.5962	112.9272	111.9716	111.5893	110.9204	110.2514
EURO	100.7712	100.1752	99.3237	98.9831	98.3870	97.7910

E) FORWARD RATE:		1 MONTH	2 MONTHS	3 MONTHS	6 MONTHS	1 YEAR
SELLING	US Dollar	85.5270	85.8040	86.1309	87.3119	0.0000
BUYING	US Dollar	84.6053	85.0604	85.3158	86.5315	0.0000


F) NFCD INTT RATE, EFFECT ON: 01.01.2021 To 15.01.2021	1 MONTH	3 MONTHS	6 MONTHS	12 MONTHS
US Dollar	0.14352	0.23778	0.25699	0.34103
G. B. POUND	0.01908	0.02544	0.02981	0.08404
EURO	0.00000	0.00000	0.00000	0.00000


G) LIBOR AS ON 31/12/2020 , 60 DAYS 0.19038 90 DAYS 0.23838 180 DAYS 0.25763


H) INDICATIVE RATE OF 01 SDR ,USD WITH NTL, CUR OF ACU MEMBERS AS IMF RATE 23/12/2020	IN.RS	N.RS	SL.RS	PK.RS	BD TK	USD
USD 1	73.8132	109.9647	174.9398	134.4568	84.5800	
SDR 1	106.3108	158.3787	251.9603	193.6540	121.8179	1.4403

IN CASE OF AUS. DOLLAR CASH RATE WILL BE USED FOR T.T ALSO

Rates mentioned in row C, D, E and F are applicable only for bank's own customers.


Md. Nur Islam
PO
Prepared By


Syeda Hasinatul Jannat
SPO
Checked By


Shipra Biswas
AGM
Authorized Signature


Md. Yakut Mia
DGM
Authorized Signature