

TEL. 9575997, 9567298, 9554725

JANATA BANK LIMITED

For Previous Rate Sheet Click

PABX-575,

TREASURY DEPARTMENT

<https://goo.gl/URA0t4>

Mail: fxdeal@janatabank-bd.com

HEAD OFFICE, DHAKA

INDICATIVE ONLY: Rates may vary in the

DATE : 04 Feb 2020

Exchange Rate Circular - 25

EFFECTIVE DATE: 04 Feb'2020

same day

Tuesday

A) CROSS RATE OF SYD, TOK, HKG & S.E. ASIAN MARKETS AS ON 04/02/2020

	GBP/USD	EUR/USD	USD/JPY	USD/C.DLR	USD/S.FRA	AUD/USD
SELLING	1.2998	1.1061	108.6600	1.3290	0.9667	0.6726
BUYING	1.2994	1.1058	108.6900	1.3294	0.9671	0.6726

B) JANATA BANK LTD'S CASH

CURRENCY & T.C TO PUBLIC TK PER UNIT OF FOREIGN CURREN

SELLING	CURRENCY	BUYING	SELLING	CURRENCY	BUYING
88.0000	US Dollar	87.0000	23.6000	Saudi Riyal	22.7000
112.5000	G. B. Pound	110.9000	24.0000	UAE. Dirham	23.0000
96.0000	Euro	93.6000	20.7000	MAL.Ringit	19.4000
60.2000	Aus. Dollar	58.2000	1.2600	Indian Rupee	1.2000

BE SAME AS SELLING T.T.& O.D AND BUYING O.D. TRANSFER

C)	SELLING		NAME OF CURRENCY	BUYING			
	T.T.& O.D.	B.C.		T.T.CLEAN	T.T.DOC	O.D.SIGHT EXP.BILLS	O.D. TRANSFER
	84.9500	84.9500	US Dollar	84.2000	84.1500	84.1000	83.9000
	111.3549	111.4939	G. B. POUND	110.0371	109.7202	109.4990	109.0578
	96.1600	96.2932	EURO	94.8276	94.4781	94.2547	93.3814
	0.8040	0.8094	JP.YEN	0.7828	0.7760	0.7747	0.7720
	65.9233	66.0671	CAN.DLR	65.7936	65.6204	65.4244	64.8185
	88.5280	88.6990	SWISS.FRANC	87.8435	87.6504	87.5648	87.4592
	222.2109	222.7752	OMANIAN RIYAL	219.1444	218.9107	218.2686	217.9466
	11.0000	11.4197	H.K.DLR	10.9100	10.8984	10.8666	10.8348
	63.6353	65.1071	SING.DLR	63.8145		63.5686	61.9283
	2.7633	2.7743	THI.BAHT	2.7333		2.7224	2.7145
	20.7971	20.8544	MAL.RINGIT	20.5778		20.4959	20.4359
	23.3010	23.3092	UAE.DIRHAM			22.9816	22.9143
	22.8116	22.8696	SAUDI RIYAL			22.5007	22.4300
	23.4874	23.9392	QATAR RIYAL				22.7013
	284.5595	284.8582	KUWAIT DINAR				276.0000
	224.0267	224.1063	BAHRAIN DINAR				219.2775
	12.9622	13.1732	CHINESE YUAN				11.5000

D) USANCE RATE:	30 DAYS	60 DAYS	90 DAYS	120 DAYS	150 DAYS	180 DAYS
US Dollar	83.5988	83.1077	82.6165	82.1253	81.6342	81.1430
G. B. POUND	108.8571	108.2152	107.2983	106.9315	106.2896	105.6477
EURO	93.7015	93.1484	92.3581	92.0421	91.4889	90.9357

E) FORWARD RATE:		1 MONTH	2 MONTHS	3 MONTHS	6 MONTHS	1 YEAR
SELLING	US Dollar	86.0894	86.5287	86.9181	88.2861	0.0000
BUYING	US Dollar	85.0982	85.1964	85.4946	85.6893	0.0000


F) NFCD INTT RATE, EFFECT ON: 01.02.2020 To 15.02.2020	1 MONTH	3 MONTHS	6 MONTHS	12 MONTHS
US Dollar	1.39525	1.52713	1.52925	1.59713
G. B. POUND	0.37975	0.45088	0.50150	0.56375
EURO	0.00000	0.00000	0.00000	0.00000

G) LIBOR AS ON 03/02/2020, 60 DAYS 1.72350 90 DAYS 1.74100 180 DAYS 1.71700


H) INDICATIVE RATE OF 01 SDR, USD WITH NTL, CUR OF ACU MEMBERS AS IMF RATE 31/01/2020	IN.RS	N.RS	SL.RS	PK.RS	BD TK	USD
USD 1	71.5094	115.0213	182.9841	140.6396	84.5800	
SDR 1	98.4649	158.3787	251.9603	193.6540	116.4626	1.3770


IN CASE OF AUS. DOLLAR CASH RATE WILL BE USED FOR T.T ALSO

Rates mentioned in row C, D, E and F are applicable only for bank's own customers.


Md. Nur Islam
PO
Prepared By


Md. Mokhlesur Rahman
SPO
Checked By


M.M. Awrangzeb
AGM
Authorised Signature


Md. Tofazzal Hossain
DGM
Authorised Signature