

TEL. 9575997, 9567298, 9554725

JANATA BANK LIMITED

For Previous Rate Sheet Click

PABX-575,

TREASURY DEPARTMENT

<https://goo.gl/URA0t4>

Mail: fxdeal@janatabank-bd.com

HEAD OFFICE, DHAKA

Exchange Rate Circular - 46

**INDICATIVE ONLY: Rates may vary in the**DATE : **04 Mar 2020**EFFECTIVE DATE: **04 Mar'2020**

same day

**Wednesday**

A) CROSS RATE OF SYD, TOK, HKG &amp; S.E. ASIAN MARKETS AS ON 04/03/2020

	GBP/USD	EUR/USD	USD/JPY	USD/C.DLR	USD/S.FRA	AUD/USD
SELLING	1.2811	1.1165	107.3800	1.3351	0.9569	0.6645
BUYING	1.2810	1.1161	107.4100	1.3355	0.9570	0.6645

B) JANATA BANK LTD'S CASH

CURRENCY &amp; T.C TO PUBLIC TK PER UNIT OF FOREIGN CURREN

SELLING	CURRENCY	BUYING	SELLING	CURRENCY	BUYING
87.7000	US Dollar	86.6000	23.6000	Saudi Riyal	22.8000
111.0000	G. B. Pound	109.3000	24.0000	UAE. Dirham	23.0000
98.4000	Euro	96.4000	21.0000	MAL.Ringit	20.0000
59.5000	Aus. Dollar	57.5000	1.2400	Indian Rupee	1.1800

BE SAME AS SELLING T.T.&amp; O.D AND BUYING O.D. TRANSFER

C)	SELLING		NAME OF CURRENCY	BUYING			
	T.T.& O.D.	B.C.		T.T.CLEAN	T.T.DOC	O.D.SIGHT EXP.BILLS	O.D. TRANSFER
	84.9500	84.9500	US Dollar	84.2000	84.1500	84.1000	83.9000
	109.7572	109.8956	G. B. POUND	108.4776	108.1623	107.9456	107.5089
	97.0501	97.1836	EURO	95.7006	95.3502	95.1243	94.2484
	0.8134	0.8188	JP.YEN	0.7921	0.7853	0.7840	0.7812
	65.6291	65.7727	CAN.DLR	65.5024	65.3295	65.1344	64.5293
	89.4346	89.6060	SWISS.FRANC	88.7684	88.5744	88.4861	88.3778
	222.1935	222.7579	OMANIAN RIYAL	219.1330	218.8992	218.2572	217.9352
	11.0000	11.4220	H.K.DLR	10.9123	10.9007	10.8689	10.8370
	64.6256	65.3865	SING.DLR	64.1015		63.8584	62.6148
	2.7290	2.7399	THI.BAHT	2.7011		2.6903	2.6825
	20.4737	20.5309	MAL.RINGIT	20.2581		20.1775	20.1185
	23.3010	23.3092	UAE.DIRHAM			22.9816	22.9143
	22.8171	22.8751	SAUDI RIYAL			22.5043	22.4400
	23.4978	23.9360	QATAR RIYAL				23.1125
	282.8104	283.1085	KUWAIT DINAR				274.0000
	224.4249	224.5047	BAHRAIN DINAR				219.2775
	13.0891	13.3001	CHINESE YUAN				11.5000

D) USANCE RATE:	30 DAYS	60 DAYS	90 DAYS	120 DAYS	150 DAYS	180 DAYS
US Dollar	83.5988	83.1077	82.6165	82.1253	81.6342	81.1430
G. B. POUND	107.3128	106.6800	105.7760	105.4145	104.7817	104.1489
EURO	94.5660	94.0078	93.2103	92.8913	92.3330	91.7748

E) FORWARD RATE:		1 MONTH	2 MONTHS	3 MONTHS	6 MONTHS	1 YEAR
SELLING	US Dollar	86.0894	86.5287	86.9181	88.2861	0.0000
BUYING	US Dollar	85.0982	85.1964	85.4946	85.6893	0.0000


F) NFCD INTT RATE, EFFECT ON: 01.03.2020 To 15.03.2020	1 MONTH	3 MONTHS	6 MONTHS	12 MONTHS
US Dollar	1.35338	1.36325	1.34025	1.36013
G. B. POUND	0.46275	0.47675	0.49788	0.55725
EURO	0.00000	0.00000	0.00000	0.00000

G) LIBOR AS ON 03/03/2020, 60 DAYS 1.37563 90 DAYS 1.31425 180 DAYS 1.25200


H) INDICATIVE RATE OF 01 SDR, USD WITH NTL, CUR OF ACU MEMBERS AS IMF RATE 28/02/2020	IN.RS	N.RS	SL.RS	PK.RS	BD TK	USD
USD 1	71.4241	115.3287	183.4732	141.0155	84.5800	
SDR 1	98.0854	158.3787	251.9603	193.6540	116.1521	1.3733


IN CASE OF AUS. DOLLAR CASH RATE WILL BE USED FOR T.T ALSO

Rates mentioned in row C, D, E and F are applicable only for bank's own customers.

  
 Md. Nur Islam  
 PO  
 Prepared By

  
 Md. Mokhlesur Rahman  
 SPO  
 Checked By

  
 M.M. Awrangzeb  
 AGM  
 Authorised Signature

  
 Md. Tofazzal Hossain  
 DGM  
 Authorised Signature