

TEL. 9575997, 9567298, 9554725

JANATA BANK LIMITED

For Previous Rate Sheet Click

PABX-575,

TREASURY DEPT.(FRONT OFFICE)

<https://goo.gl/URA0t4>

Mail: fxdeal@janatabank-bd.com

HEAD OFFICE, DHAKA

Exchange Rate Circular - 47

INDICATIVE ONLY: Rates may vary in the

DATE : 05 Mar 2020

EFFECTIVE DATE: 05-07 Mar'2020

same day

Thursday

A) CROSS RATE OF SYD, TOK, HKG & S.E. ASIAN MARKETS AS ON 05/03/2020

	GBP/USD	EUR/USD	USD/JPY	USD/C.DLR	USD/S.FRA	AUD/USD
SELLING	1.2874	1.1140	107.3000	1.3395	0.9562	0.6653
BUYING	1.2869	1.1139	107.3200	1.3396	0.9566	0.6650

B) JANATA BANK LTD'S CASH

CURRENCY & T.C TO PUBLIC TK PER UNIT OF FOREIGN CURREN

SELLING	CURRENCY	BUYING	SELLING	CURRENCY	BUYING
87.7000	US Dollar	86.6000	23.6000	Saudi Riyal	22.8000
111.5000	G. B. Pound	109.8000	24.0000	UAE. Dirham	23.0000
98.2000	Euro	96.2000	21.0000	MAL.Ringit	20.0000
59.6000	Aus. Dollar	57.6000	1.2400	Indian Rupee	1.1800

BE SAME AS SELLING T.T.& O.D AND BUYING O.D. TRANSFER

C)	SELLING		NAME OF CURRENCY	BUYING			
	T.T.& O.D.	B.C.		T.T.CLEAN	T.T.DOC	O.D.SIGHT EXP.BILLS	O.D. TRANSFER
	84.9500	84.9500	US Dollar	84.2000	84.1500	84.1000	83.9000
	110.2955	110.4341	G. B. POUND	108.9776	108.6618	108.4437	108.0056
	96.8361	96.9695	EURO	95.5142	95.1639	94.9386	94.0632
	0.8140	0.8194	JP.YEN	0.7928	0.7859	0.7846	0.7818
	65.4185	65.5621	CAN.DLR	65.3081	65.1354	64.9409	64.3364
	89.5001	89.6715	SWISS.FRANC	88.8055	88.6114	88.5230	88.4146
	222.1935	222.7579	OMANIAN RIYAL	219.1330	218.8992	218.2572	217.9352
	11.0000	11.4140	H.K.DLR	10.9046	10.8930	10.8612	10.8294
	64.6612	65.4221	SING.DLR	64.1500		63.9067	62.6630
	2.7211	2.7321	THI.BAHT	2.6934		2.6826	2.6748
	20.5622	20.6194	MAL.RINGIT	20.3408		20.2599	20.2005
	23.3010	23.3092	UAE.DIRHAM			22.9816	22.9143
	22.8080	22.8659	SAUDI RIYAL			22.4948	22.4300
	23.5010	23.9392	QATAR RIYAL				23.1125
	282.8104	283.1085	KUWAIT DINAR				274.0000
	224.4249	224.5047	BAHRAIN DINAR				219.2775
	13.0781	13.2891	CHINESE YUAN				11.5000

D) USANCE RATE:	30 DAYS	60 DAYS	90 DAYS	120 DAYS	150 DAYS	180 DAYS
US Dollar	83.5988	83.1077	82.6165	82.1253	81.6342	81.1430
G. B. POUND	107.8080	107.1723	106.2641	105.9009	105.2652	104.6295
EURO	94.3814	93.8243	93.0283	92.7099	92.1528	91.5956

E) FORWARD RATE:		1 MONTH	2 MONTHS	3 MONTHS	6 MONTHS	1 YEAR
SELLING	US Dollar	86.0894	86.5287	86.9181	88.2861	0.0000
BUYING	US Dollar	85.0982	85.1964	85.4946	85.6893	0.0000


F) NFCD INTT RATE, EFFECT ON: 01.03.2020 To 15.03.2020	1 MONTH	3 MONTHS	6 MONTHS	12 MONTHS
US Dollar	1.35338	1.36325	1.34025	1.36013
G. B. POUND	0.46275	0.47675	0.49788	0.55725
EURO	0.00000	0.00000	0.00000	0.00000


G) LIBOR AS ON 04/03/2020, 60 DAYS 1.01913 90 DAYS 1.00063 180 DAYS 0.98888


H) INDICATIVE RATE OF 01 SDR, USD WITH NTL, CUR OF ACU MEMBERS AS IMF RATE 28/02/2020	IN.RS	N.RS	SL.RS	PK.RS	BD TK	USD
USD 1	71.4241	115.3287	183.4732	141.0155	84.5800	
SDR 1	98.0854	158.3787	251.9603	193.6540	116.1521	1.3733


IN CASE OF AUS. DOLLAR CASH RATE WILL BE USED FOR T.T ALSO

Rates mentioned in row C, D, E and F are applicable only for bank's own customers.


 Md. Nur Islam
 PO
 Prepared By


 Md. Mokhlesur Rahman
 SPO
 Checked By


 M.M. Awrangzeb
 AGM
 Authorised Signature


 Md. Tofazzal Hossain
 DGM
 Authorised Signature