

TEL. 9575997, 9567298, 9554725

JANATA BANK LIMITED

For Previous Rate Sheet Click

PABX-575,

TREASURY DEPT.(FRONT OFFICE)

<https://goo.gl/URA0t4>

Mail: fxdeal@janatabank-bd.com

HEAD OFFICE, DHAKA

Exchange Rate Circular - 66

INDICATIVE ONLY: Rates may vary in the

DATE : 05 Apr 2020

EFFECTIVE DATE: 05 April'2020

same day

Sunday

A) CROSS RATE OF N.Y CLOSING & S.E. ASIAN MARKETS AS ON 03/04/2020

	GBP/USD	EUR/USD	USD/JPY	USD/C.DLR	USD/S.FRA	AUD/USD
SELLING	1.2264	1.0810	108.4500	1.4201	0.9777	0.5997
BUYING	1.2260	1.0808	108.4800	1.4204	0.9781	0.5995

B) JANATA BANK LTD'S CASH

CURRENCY & T.C TO PUBLIC TK PER UNIT OF FOREIGN CURRENCY

SELLING	CURRENCY	BUYING	SELLING	CURRENCY	BUYING
87.7000	US Dollar	86.6000	23.6000	Saudi Riyal	22.8000
106.3000	G. B. Pound	104.7000	24.0000	UAE. Dirham	23.0000
95.4000	Euro	93.4000	21.0000	MAL.Ringit	20.0000
54.0000	Aus. Dollar	52.0000	1.2400	Indian Rupee	1.1800

BE SAME AS SELLING T.T.& O.D AND BUYING O.D. TRANSFER

SELLING		NAME OF CURRENCY	BUYING			
T.T.& O.D.	B.C.		T.T.CLEAN	T.T.DOC	O.D.SIGHT EXP.BILLS	O.D. TRANSFER
84.9500	84.9500	US Dollar	84.2000	84.1500	84.1000	83.9000
105.0836	105.2204	G. B. POUND	103.8158	103.5054	103.3024	102.8793
94.0120	94.1444	EURO	92.7086	92.3613	92.1442	91.2770
0.8055	0.8109	JP.YEN	0.7843	0.7775	0.7762	0.7735
61.7924	61.9347	CAN.DLR	61.7088	61.5400	61.3559	60.7619
87.5320	87.7026	SWISS.FRANC	86.8578	86.6658	86.5831	86.4803
222.7782	223.3427	OMANIAN RIYAL	219.1558	218.9221	218.2800	217.9579
11.0000	11.4432	H.K.DLR	10.9324	10.9208	10.8889	10.8570
62.4074	63.1675	SING.DLR	61.9061		61.6718	60.4346
2.5925	2.6035	THI.BAHT	2.5662		2.5559	2.5485
19.6465	19.7034	MAL.RINGIT	19.4359		19.3586	19.3019
23.3010	23.3092	UAE.DIRHAM			22.9841	22.9168
22.7546	22.8126	SAUDI RIYAL			22.4439	22.3800
23.5000	23.5099	QATAR RIYAL				21.5000
278.3539	278.6505	KUWAIT DINAR				270.0000
224.0147	224.0943	BAHRAIN DINAR				219.2597
12.8125	13.0234	CHINESE YUAN				11.5000

D) USANCE RATE:	30 DAYS	60 DAYS	90 DAYS	120 DAYS	150 DAYS	180 DAYS
US Dollar	83.5988	83.1077	82.6165	82.1253	81.6342	81.1430
G. B. POUND	102.6968	102.0912	101.2261	100.8800	100.2744	99.6688
EURO	91.6034	91.0626	90.2900	89.9810	89.4402	88.8994

E) FORWARD RATE:		1 MONTH	2 MONTHS	3 MONTHS	6 MONTHS	1 YEAR
SELLING	US Dollar	86.0894	86.5287	86.9181	88.2861	0.0000
BUYING	US Dollar	85.0982	85.1964	85.4946	85.6893	0.0000


F) NFCD INTT RATE, EFFECT ON: 01.04.2020 To 15.04.2020	1 MONTH	3 MONTHS	6 MONTHS	12 MONTHS
US Dollar	0.73450	1.18338	0.84175	0.76400
G. B. POUND	0.00238	0.32025	0.47863	0.61150
EURO	0.00000	0.00000	0.00000	0.00000


G) LIBOR AS ON 03/04/2020 , 60 DAYS 1.20200 90 DAYS 1.38738 180 DAYS 1.20888


H) INDICATIVE RATE OF 01 SDR ,USD WITH NTL, CUR OF ACU MEMBERS AS IMF RATE 03/04/2020	IN.RS	N.RS	SL.RS	PK.RS	BD TK	USD
USD 1	75.8276	116.5944	185.4868	142.5632	84.5800	
SDR 1	103.0021	158.3787	251.9603	193.6540	114.8912	1.3584


IN CASE OF AUS. DOLLAR CASH RATE WILL BE USED FOR T.T ALSO

Rates mentioned in row C, D, E and F are applicable only for bank's own customers.


Md. Nur Islam
PO
Prepared By


Syeda Hasinatul Jannat
SPO
Checked By


M.M Awrangzeb
AGM
Authorised Signature


Md. Yakut Mia
DGM
Authorized Signature