

TEL. 9575997, 9567298, 9554725

JANATA BANK LIMITED

For Previous Rate Sheet Click

PABX-575,

TREASURY DEPARTMENT

<https://goo.gl/URA0t4>

Mail: fxdeal@janatabank-bd.com

HEAD OFFICE, DHAKA

INDICATIVE ONLY: Rates may vary in the

DATE : **07 Jul 2019**

Exchange Rate Circular - 123

EFFECTIVE DATE: **07 July '19**

same day

Sunday

A) CROSS RATE OF N.Y CLOSING & S.E. ASIAN MARKETS AS ON 05/07/2019

	GBP/USD	EUR/USD	USD/JPY	USD/C.DLR	USD/S.FRA	AUD/USD
SELLING	1.2526	1.1228	108.4500	1.3075	0.9915	0.6980
BUYING	1.2523	1.1224	108.4800	1.3079	0.9919	0.6979

B) JANATA BANK LTD'S CASH

CURRENCY & T.C TO PUBLIC TK PER UNIT OF FOREIGN CURREN

SELLING	CURRENCY	BUYING	SELLING	CURRENCY	BUYING
85.5000	US Dollar	84.5000	22.9000	Saudi Riyal	22.0000
107.3000	G. B. Pound	103.3000	23.2000	UAE. Dirham	22.2000
96.5000	Euro	93.6000	21.0000	MAL.Ringit	20.0000
58.9500	Aus. Dollar	56.9500	1.2800	Indian Rupee	1.2000

BE SAME AS SELLING T.T.& O.D AND BUYING O.D. TRANSFER

C)	SELLING		NAME OF CURRENCY	BUYING			
	T.T.& O.D.	B.C.		T.T.CLEAN	T.T.DOC	O.D.SIGHT EXP.BILLS	O.D. TRANSFER
	84.4500	84.5000	US Dollar	83.7500	83.7000	83.6500	83.5300
	106.4334	106.6210	G. B. POUND	104.6424	104.3297	104.1242	103.6987
	96.5615	96.7805	EURO	94.3575	93.4965	93.4028	93.1289
	0.8042	0.8086	JP.YEN	0.7740	0.7672	0.7659	0.7632
	65.1227	65.2668	CAN.DLR	64.4853	64.3110	64.1145	63.9680
	85.5496	85.7299	SWISS.FRANC	84.4230	84.2323	83.9864	83.7404
	217.9434	218.1078	OMANIAN RIYAL	215.1340	214.9003	214.2671	212.9537
	11.0000	11.3214	H.K.DLR	10.7286	10.7170	10.6857	10.6545
	63.8085	65.2806	SING.DLR	63.5045		63.2590	61.3196
	2.7651	2.7761	THI.BAHT	2.7156		2.7047	2.6968
	20.5878	20.6451	MAL.RINGIT	20.2175		20.1368	20.0779
	23.1731	23.1812	UAE.DIRHAM			22.6776	22.6112
	22.6960	22.7540	SAUDI RIYAL			22.2096	22.1400
	23.2722	23.3805	QATAR RIYAL				22.1767
	279.1975	279.4963	KUWAIT DINAR				269.0000
	223.0798	223.1595	BAHRAIN DINAR				216.2071
	12.9882	13.3026	CHINESE YUAN				12.3972

D) USANCE RATE:	30 DAYS	60 DAYS	90 DAYS	120 DAYS	150 DAYS	180 DAYS
US Dollar	83.1515	82.6629	82.1744	81.6858	81.1973	80.7088
G. B. POUND	103.5138	102.9034	102.0314	101.6825	101.0721	100.4617
EURO	92.8524	92.3020	91.5157	91.2011	90.6507	90.1003

E) FORWARD RATE:		1 MONTH	2 MONTHS	3 MONTHS	6 MONTHS	1 YEAR
SELLING	US Dollar	84.9771	85.4241	85.9112	87.2724	0.0000
BUYING	US Dollar	84.0466	84.3432	84.6398	85.5297	0.0000


F) NFCD INTT RATE, EFFECT ON: 01.07.19 To 15.07.19	1 MONTH	3 MONTHS	6 MONTHS	12 MONTHS
US Dollar	2.14800	2.06988	1.95050	1.92813
G. B. POUND	0.47175	0.52375	0.60113	0.70450
EURO	0.00000	0.00000	0.00000	0.00000

G) LIBOR AS ON 5/07/2019 , 60 DAYS 2.33738 90 DAYS 2.31138 180 DAYS 2.20975


H) INDICATIVE RATE OF 01 SDR, USD WITH NTL, CUR OF ACU MEMBERS AS IMF RATE 05/07/2019	IN.RS	N.RS	SL.RS	PK.RS	BD TK	USD
USD 1	68.9686	114.4452	182.0677	139.9353	84.1050	
SDR 1	95.4444	158.3787	251.9603	193.6540	116.3914	1.3839


IN CASE OF AUS. DOLLAR CASH RATE WILL BE USED FOR T.T ALSO

Rates mentioned in row C, D, E and F are applicable only for bank's own customers.


Md. Nur Islam
PO
Prepared By


Md. Mokhlesur Rahman
SPO
Checked By


M.M. Awrangzeb
AGM
Authorized Signature


Md. Tofazzal Hossain
DGM
Authorised Signature