

TEL. 9575997, 9567298, 9554725

JANATA BANK LIMITED

For Previous Rate Sheet Click

PABX-575,

Corregendum

TREASURY DEPT.(FRONT OFFICE)

<https://goo.gl/URA0t4>

Mail: fxdeal@janatabank-bd.com

HEAD OFFICE, DHAKA

Exchange Rate Circular - 68

INDICATIVE ONLY: Rates may vary in the

DATE : 08 Apr 2020

EFFECTIVE DATE: 08-11 April'2020

same day

Wednesday

A) CROSS RATE OF SYD, TOK, HKG & S.E. ASIAN MARKETS AS ON 08/04/2020

	GBP/USD	EUR/USD	USD/JPY	USD/C.DLR	USD/S.FRA	AUD/USD
SELLING	1.2317	1.0864	108.8200	1.4041	0.9718	0.6180
BUYING	1.2314	1.0860	108.8500	1.4045	0.9722	0.6180

B) JANATA BANK LTD'S CASH

CURRENCY & T.C TO PUBLIC TK PER UNIT OF FOREIGN CURRENCY

SELLING	CURRENCY	BUYING	SELLING	CURRENCY	BUYING
87.7000	US Dollar	86.6000	23.6000	Saudi Riyal	22.8000
106.8000	G. B. Pound	105.1000	24.0000	UAE. Dirham	23.0000
95.8000	Euro	93.8000	21.0000	MAL.Ringit	20.0000
55.5000	Aus. Dollar	53.5000	1.2400	Indian Rupee	1.1800

BE SAME AS SELLING T.T.& O.D AND BUYING O.D. TRANSFER

SELLING		NAME OF CURRENCY	BUYING			
T.T.& O.D.	B.C.		T.T.CLEAN	T.T.DOC	O.D.SIGHT EXP.BILLS	O.D. TRANSFER
84.9500	84.9500	US Dollar	84.2000	84.1500	84.1000	83.9000
105.5364	105.6734	G. B. POUND	104.2735	103.9626	103.7582	103.3338
94.4741	94.6067	EURO	93.1494	92.8016	92.5832	91.7147
0.8028	0.8082	JP.YEN	0.7817	0.7749	0.7736	0.7708
62.4791	62.6216	CAN.DLR	62.3844	62.2148	62.0288	61.4328
88.0634	88.2343	SWISS.FRANC	87.3837	87.1911	87.1069	87.0026
222.1993	222.7636	OMANIAN RIYAL	219.0130	218.7794	218.1377	217.8160
11.0000	11.4439	H.K.DLR	10.9335	10.9219	10.8900	10.8581
62.8197	63.5800	SING.DLR	62.3142		62.0782	60.8398
2.6068	2.6177	THI.BAHT	2.5810		2.5707	2.5632
19.7189	19.7758	MAL.RINGIT	19.4940		19.4165	19.3596
23.3010	23.3092	UAE.DIRHAM			22.9816	22.9143
22.7667	22.8247	SAUDI RIYAL			22.4469	22.3800
23.5000	23.6000	QATAR RIYAL				21.5000
278.0000	278.2964	KUWAIT DINAR				269.0000
223.4021	223.4815	BAHRAIN DINAR				218.3926
12.8553	13.0663	CHINESE YUAN				11.5000

D) USANCE RATE:	30 DAYS	60 DAYS	90 DAYS	120 DAYS	150 DAYS	180 DAYS
US Dollar	83.5988	83.1077	82.6165	82.1253	81.6342	81.1430
G. B. POUND	103.1499	102.5417	101.6727	101.3252	100.7169	100.1086
EURO	92.0398	91.4965	90.7202	90.4097	89.8663	89.3230

E) FORWARD RATE:		1 MONTH	2 MONTHS	3 MONTHS	6 MONTHS	1 YEAR
SELLING	US Dollar	86.0894	86.5287	86.9181	88.2861	0.0000
BUYING	US Dollar	85.0982	85.1964	85.4946	85.6893	0.0000


F) NFCD INTT RATE, EFFECT ON: 01.04.2020 To 15.04.2020	1 MONTH	3 MONTHS	6 MONTHS	12 MONTHS
US Dollar	0.73450	1.18338	0.84175	0.76400
G. B. POUND	0.00238	0.32025	0.47863	0.61150
EURO	0.00000	0.00000	0.00000	0.00000


G) LIBOR AS ON 07/04/2020 , 60 DAYS 1.09913 90 DAYS 1.31988 180 DAYS 1.22450


H) INDICATIVE RATE OF 01 SDR ,USD WITH NTL, CUR OF ACU MEMBERS AS IMF RATE 03/04/2020	IN.RS	N.RS	SL.RS	PK.RS	BD TK	USD
USD 1	75.8276	116.5944	185.4868	142.5632	84.5800	
SDR 1	103.0021	158.3787	251.9603	193.6540	114.8912	1.3584

IN CASE OF AUS. DOLLAR CASH RATE WILL BE USED FOR T.T ALSO

Rates mentioned in row C, D, E and F are applicable only for bank's own customers.


Md. Nur Islam
PO
Prepared By


M.M Awrangzeb
AGM
Checked By


Md. Tofazzal Hossain
DGM
Authorised Signature