

TEL. 9554725, 55110031

PABX-575,

Mail: fxdeal@janatabank-bd.com

Exchange Rate Circular - 067

EFFECTIVE DATE: 08-10 April 2021

JANATA BANK LIMITED

TREASURY DEPT.(FRONT OFFICE)

HEAD OFFICE, DHAKA

INDICATIVE ONLY: Rates may vary in the same day

For Previous Rate Sheet Click

<https://goo.gl/URA0t4>

DATE : 08 Apr 2021

Thursday

A) CROSS RATE OF SYD, TOK, HKG & S.E. ASIAN MARKETS AS ON 08/04/2021

	GBP/USD	EUR/USD	USD/JPY	USD/C.DLR	USD/S.FRA	AUD/USD
SELLING	1.3759	1.1874	109.7300	1.2521	0.9292	0.7671
BUYING	1.3757	1.1870	109.7400	1.2521	0.9293	0.7671

B) JANATA BANK LTD'S CASH

CURRENCY & T.C TO PUBLIC TK PER UNIT OF FOREIGN CURRENCY

SELLING	CURRENCY	BUYING	SELLING	CURRENCY	BUYING
86.8000	US Dollar	84.1000	23.6000	Saudi Riyal	21.7000
116.3000	G. B. Pound	111.3000	24.0000	UAE. Dirham	23.0000
102.3000	Euro	98.0000	20.8000	MAL.Ringit	18.0000
65.6651	Aus. Dollar	56.2151	1.2400	Indian Rupee	1.1500

BE SAME AS SELLING T.T.& O.D AND BUYING O.D. TRANSFER

SELLING		NAME OF CURRENCY	BUYING			
T.T.& O.D.	B.C.		T.T.CLEAN	T.T.DOC	O.D.SIGHT EXP.BILLS	O.D. TRANSFER
84.9500	84.9500	US Dollar	84.2000	84.1500	84.1000	83.9000
118.9569	119.0982	G. B. POUND	115.3543	115.1805	114.9404	114.4804
102.9177	103.1533	EURO	99.0101	98.3533	98.2099	98.0164
0.7974	0.8037	JP.YEN	0.7704	0.7636	0.7623	0.7119
69.8454	70.0233	CAN.DLR	68.4298	68.3524	68.1450	67.4919
92.8512	93.0130	SWISS.FRANC	91.4084	91.2116	91.1156	90.5818
222.5000	222.7752	OMANIAN RIYAL	219.1387	211.9049	211.2629	210.1532
11.2500	11.3990	H.K.DLR	10.8897	10.8781	10.8464	10.8146
64.5734	66.9642	SING.DLR	63.2254		61.9739	59.0000
2.7276	2.7321	THI.BAHT	2.6934		2.6826	2.6748
20.7292	20.7487	MAL.RINGIT	20.4685		20.3871	20.3274
23.3004	23.3086	UAE.DIRHAM			22.9834	22.9993
22.8207	22.8787	SAUDI RIYAL			22.5091	22.4400
20.5000	21.8460	QATAR RIYAL				19.0000
283.1889	286.4305	KUWAIT DINAR				256.0000
224.7468	224.0883	BAHRAIN DINAR				216.0237
13.4265	14.0268	CHINESE YUAN				12.5000

D) USANCE RATE:	30 DAYS	60 DAYS	90 DAYS	120 DAYS	150 DAYS	180 DAYS
US Dollar	83.5988	83.1077	82.6165	82.1253	81.6342	81.1430
G. B. POUND	114.2675	113.5946	112.6333	112.2488	111.5759	110.9030
EURO	97.6323	97.0548	96.2297	95.8997	95.3221	94.7445

E) FORWARD RATE:		1 MONTH	2 MONTHS	3 MONTHS	6 MONTHS	1 YEAR
SELLING	US Dollar	85.5270	85.8040	86.1309	87.3119	0.0000
BUYING	US Dollar	84.6053	85.0604	85.3158	86.5315	0.0000


F) NFCD INTT RATE, EFFECT ON: 01.04.2021 To 15.04.2021	1 MONTH	3 MONTHS	6 MONTHS	12 MONTHS
US Dollar	0.11085	0.19376	0.20474	0.28242
G. B. POUND	0.04951	0.08766	0.11247	0.16334
EURO	0.00000	0.00000	0.00000	0.00000


G) LIBOR AS ON 07/04/2021 , 60 DAYS 0.14563 90 DAYS 0.19363 180 DAYS 0.21000


H) INDICATIVE RATE OF 01 SDR ,USD WITH NTL, CUR OF ACU MEMBERS AS IMF RATE 02/04/2021	IN.RS	N.RS	SL.RS	PK.RS	BD TK	USD
USD 1	73.4154	111.6646	177.6441	136.5353	84.5800	
SDR 1	104.1282	158.3787	251.9603	193.6540	119.9635	1.4183

IN CASE OF AUS. DOLLAR CASH RATE WILL BE USED FOR T.T ALSO

Rates mentioned in row C, D, E and F are applicable only for bank's own customers.


Md. Nur Islam
PO
Prepared By


Syeda Hasinatul Jannat
SPO
Checked By


Shipra Biswas
AGM
Authorized Signature


Md. Yakut Mia
DGM
Authorized Signature