

TEL. 9554725, 55110031

PABX-575,

Mail: fxdeal@janatabank-bd.co

Exchange Rate Circular - 196

EFFECTIVE DATE: 08 Dec' 2020

JANATA BANK LIMITED

TREASURY DEPT.(FRONT OFFICE)

HEAD OFFICE, DHAKA

INDICATIVE ONLY: Rates may vary in the

same day

For Previous Rate Sheet Click

<https://goo.gl/URA0t4>

DATE : 08 Dec 2020

Tuesday

A) CROSS RATE OF SYD, TOK, HKG & S.E. ASIAN MARKETS AS ON 08/12/2020

	GBP/USD	EUR/USD	USD/JPY	USD/C.DLR	USD/S.FRA	AUD/USD
SELLING	1.3354	1.2113	104.0300	1.2730	0.8911	0.7462
BUYING	1.3353	1.2110	104.0400	1.2730	0.8912	0.7462

B) JANATA BANK LTD'S CASH

CURRENCY & T.C TO PUBLIC TK PER UNIT OF FOREIGN CURRENCY

SELLING	CURRENCY	BUYING	SELLING	CURRENCY	BUYING
87.0000	US Dollar	84.2000	23.6000	Saudi Riyal	20.0000
114.3000	G. B. Pound	107.3000	23.5000	UAE. Dirham	20.0000
103.3000	Euro	96.0000	21.0000	MAL.Ringit	19.0000
63.8897	Aus. Dollar	54.4397	1.2200	Indian Rupee	1.1300

BE SAME AS SELLING T.T.& O.D AND BUYING O.D. TRANSFER

SELLING		NAME OF CURRENCY	BUYING			
T.T.& O.D.	B.C.		T.T.CLEAN	T.T.DOC	O.D.SIGHT EXP.BILLS	O.D. TRANSFER
84.9500	84.9500	US Dollar	84.2000	84.1500	84.1000	83.9000
115.4966	115.6366	G. B. POUND	111.9300	111.7599	111.5298	111.0797
104.9631	105.1994	EURO	101.0444	100.3854	100.2360	100.0367
0.8401	0.8464	JP.YEN	0.8127	0.8058	0.8044	0.7540
68.7232	68.9008	CAN.DLR	67.3184	67.2422	67.0380	66.3882
96.7891	96.9523	SWISS.FRANC	95.3077	95.1067	94.9994	94.4542
222.4942	222.7694	OMANIAN RIYAL	219.1387	211.9049	211.2629	200.0000
11.2500	11.4449	H.K.DLR	10.9349	10.9233	10.8914	10.8595
67.0416	67.1266	SING.DLR	63.3862		62.1340	54.0000
2.8478	2.8523	THI.BAHT	2.8122		2.8010	2.7928
21.0802	21.0999	MAL.RINGIT	20.8256		20.7427	20.6820
23.3010	23.3092	UAE.DIRHAM			22.9816	22.9200
22.8183	22.8763	SAUDI RIYAL			22.5091	22.4400
23.5000	23.6000	QATAR RIYAL				20.0000
282.7506	283.0668	KUWAIT DINAR				240.0000
224.0301	224.0642	BAHRAIN DINAR				209.0000
13.4459	14.0462	CHINESE YUAN				12.5000

D) USANCE RATE:	30 DAYS	60 DAYS	90 DAYS	120 DAYS	150 DAYS	180 DAYS
US Dollar	83.5988	83.1077	82.6165	82.1253	81.6342	81.1430
G. B. POUND	110.8769	110.2240	109.2912	108.9181	108.2652	107.6123
EURO	99.6466	99.0571	98.2151	97.8783	97.2889	96.6994

E) FORWARD RATE:		1 MONTH	2 MONTHS	3 MONTHS	6 MONTHS	1 YEAR
SELLING	US Dollar	85.5270	85.8040	86.1309	87.3119	0.0000
BUYING	US Dollar	84.6053	85.0604	85.3158	86.5315	0.0000


F) NFCD INTT RATE, EFFECT ON: 01.12.2020 To 15.12.2020	1 MONTH	3 MONTHS	6 MONTHS	12 MONTHS
US Dollar	0.15300	0.22706	0.25436	0.32942
G. B. POUND	0.03878	0.04452	0.06422	0.12906
EURO	0.00000	0.00000	0.00000	0.00000


G) LIBOR AS ON 07/12/2020 , 60 DAYS 0.18175 90 DAYS 0.23038 180 DAYS 0.25313


H) INDICATIVE RATE OF 01 SDR ,USD WITH NTL, CUR OF ACU MEMBERS AS IMF RATE 04/12/2020	IN.RS	N.RS	SL.RS	PK.RS	BD TK	USD
USD 1	73.7413	110.0395	175.0587	134.5483	84.5800	
SDR 1	106.1351	158.3787	251.9603	193.6540	121.7352	1.4393

IN CASE OF AUS. DOLLAR CASH RATE WILL BE USED FOR T.T ALSO

Rates mentioned in row C, D, E and F are applicable only for bank's own customers.


Md. Nur Islam
PO
Prepared By


Syeda Hasinatul Jannat
SPO
Checked By


M.M Awrangzeb
AGM
Authorized Signature


Md. Yakut Mia
DGM
Authorized Signature