

TEL. 9575997, 9567298, 9554725

JANATA BANK LIMITED

For Previous Rate Sheet Click

PABX-575,

TREASURY DEPARTMENT

<https://goo.gl/URA0t4>

Mail: fxdeal@janatabank-bd.com

HEAD OFFICE, DHAKA

Exchange Rate Circular - 07

INDICATIVE ONLY

DATE : 09 Jan 2019

EFFECTIVE DATE: 09 Jan '19

Wednesday

A) CROSS RATE OF SYD, TOK, HKG & S.E. ASIAN MARKETS AS ON 09/01/2019

	GBP/USD	EUR/USD	USD/JPY	USD/C.DLR	USD/S.FRA	AUD/USD
SELLING	1.2743	1.1458	108.9000	1.3226	0.9813	0.7203
BUYING	1.2739	1.1456	108.9100	1.3230	0.9817	0.7203

B) JANATA BANK LTD'S CASH

CURRENCY & T.C TO PUBLIC TK PER UNIT OF FOREIGN CURREN

SELLING	CURRENCY	BUYING	SELLING	CURRENCY	BUYING
85.1500	US Dollar	84.1500	23.2000	Saudi Riyal	22.2000
109.1000	G. B. Pound	106.2000	23.5000	UAE. Dirham	22.5000
98.5000	Euro	96.1000	21.5000	MAL.Ringit	19.8000
60.4500	Aus. Dollar	58.4500	1.2500	Indian Rupee	1.1500

BE SAME AS SELLING T.T.& O.D AND BUYING O.D. TRANSFER

C) SELLING		NAME OF CURRENCY	BUYING			
T.T.& O.D.	B.C.		T.T.CLEAN	T.T.DOC	O.D.SIGHT EXP.BILLS	O.D. TRANSFER
83.9000	83.9500	US Dollar	83.2000	83.1500	83.1000	82.9300
107.5764	107.7646	G. B. POUND	105.7484	105.4337	105.2250	104.7962
97.6388	97.9585	EURO	95.6679	94.8048	94.7072	94.4295
0.7950	0.7983	JP.YEN	0.7659	0.7591	0.7579	0.7551
63.9337	64.1076	CAN.DLR	63.3397	63.1662	62.9731	62.8298
85.6814	85.8620	SWISS.FRANC	84.7389	84.5472	84.3004	84.0535
218.4913	218.6556	OMANIAN RIYAL	213.6837	213.4501	212.8212	211.5119
11.0000	11.1898	H.K.DLR	10.5981	10.5866	10.5557	10.5248
64.9401	64.9952	SING.DLR	63.2307		62.9858	62.8071
2.6433	2.6543	THI.BAHT	2.5958		2.5854	2.5778
20.5642	20.6215	MAL.RINGIT	20.1871		20.1063	20.0474
23.0233	23.0315	UAE.DIRHAM			22.5283	22.4623
22.5451	22.6031	SAUDI RIYAL			22.0593	21.9900
23.0308	23.2390	QATAR RIYAL				22.4097
275.2418	275.5409	KUWAIT DINAR				268.0000
220.3030	220.3826	BAHRAIN DINAR				214.8619
13.2066	13.3209	CHINESE YUAN				12.5661

D) USANCE RATE:	30 DAYS	60 DAYS	90 DAYS	120 DAYS	150 DAYS	180 DAYS
US Dollar	82.6047	82.1193	81.6340	81.1487	80.6633	80.1780
G. B. POUND	104.6081	103.9913	103.1100	102.7575	102.1407	101.5238
EURO	94.1491	93.5911	92.7938	92.4749	91.9169	91.3588

E) FORWARD RATE:		1 MONTH	2 MONTHS	3 MONTHS	6 MONTHS	1 YEAR
SELLING	US Dollar	84.4245	84.8691	85.3536	86.7073	0.0000
BUYING	US Dollar	83.4947	83.7893	84.0840	84.9680	0.0000


F) NFCD INTT RATE, EFFECT ON: 01.01.19 To 15.01.19	1 MONTH	3 MONTHS	6 MONTHS	12 MONTHS
US Dollar	2.26988	2.54700	2.62313	2.76313
G. B. POUND	0.48175	0.65506	0.78656	0.91838
EURO	0.00000	0.00000	0.00000	0.00000

G) LIBOR AS ON 08/01/2019, 60 DAYS 2.64638 90 DAYS 2.78250 180 DAYS 2.85256

H) INDICATIVE RATE OF 01 SDR ,USD WITH NTL, CUR OF ACU MEMBERS AS IMF RATE 04/01/2019	IN.RS	N.RS	SL.RS	PK.RS	BD TK	USD
USD 1	69.8656	112.3099	182.8784	138.8631	83.5550	
SDR 1	97.1647	156.1936	254.3358	193.1221	116.2031	1.3907

IN CASE OF AUS. DOLLAR CASH RATE WILL BE USED FOR T.T ALSO


Rates mentioned in row C, D, E and F are applicable only for bank's own customers.




Md. Tufail Ahmed
Officer
Prepared by



Md. Mokhlesur Rahman
SPO
Checked By



M.M. Awrangzeb
AGM
Authorised Signature



Md. Tofazzal Hossain
DGM
Authorised Signature