

TEL. 9554725, 55110031

PABX-575,

Mail: fxdeal@janatabank-bd.co

Exchange Rate Circular - 197

EFFECTIVE DATE: 09 Dec' 2020

JANATA BANK LIMITED

TREASURY DEPT.(FRONT OFFICE)

HEAD OFFICE, DHAKA

INDICATIVE ONLY: Rates may vary in the

same day

For Previous Rate Sheet Click

<https://goo.gl/URA0t4>

DATE : 09 Dec 2020

Wednesday

A) CROSS RATE OF SYD, TOK, HKG & S.E. ASIAN MARKETS AS ON 09/12/2020

	GBP/USD	EUR/USD	USD/JPY	USD/C.DLR	USD/S.FRA	AUD/USD
SELLING	1.3378	1.2123	104.1200	1.2743	0.8882	0.7460
BUYING	1.3377	1.2120	104.1500	1.2743	0.8883	0.7460

B) JANATA BANK LTD'S CASH

CURRENCY & T.C TO PUBLIC TK PER UNIT OF FOREIGN CURRENCY

SELLING	CURRENCY	BUYING	SELLING	CURRENCY	BUYING
87.0000	US Dollar	84.2000	23.6000	Saudi Riyal	20.0000
114.5000	G. B. Pound	107.5000	23.5000	UAE. Dirham	20.0000
103.4000	Euro	96.0000	21.0000	MAL.Ringit	19.0000
63.8727	Aus. Dollar	54.4227	1.2200	Indian Rupee	1.1300

BE SAME AS SELLING T.T.& O.D AND BUYING O.D. TRANSFER

C) SELLING		NAME OF CURRENCY	BUYING			
T.T.& O.D.	B.C.		T.T.CLEAN	T.T.DOC	O.D.SIGHT EXP.BILLS	O.D. TRANSFER
84.9500	84.9500	US Dollar	84.2000	84.1500	84.1000	83.9000
115.7016	115.8418	G. B. POUND	112.1335	111.9631	111.7324	111.2817
105.0486	105.2850	EURO	101.1291	100.4700	100.3204	100.1208
0.8394	0.8457	JP.YEN	0.8118	0.8050	0.8036	0.7531
68.6546	68.8322	CAN.DLR	67.2504	67.1743	66.9703	66.3207
97.1027	97.2659	SWISS.FRANC	95.6182	95.4169	95.3086	94.7625
222.4942	222.7694	OMANIAN RIYAL	219.1387	211.9049	211.2629	200.0000
11.2500	11.4442	H.K.DLR	10.9344	10.9228	10.8909	10.8590
67.1567	67.2418	SING.DLR	63.4669		62.2144	54.0000
2.8601	2.8646	THI.BAHT	2.8244		2.8132	2.8049
21.0802	21.0999	MAL.RINGIT	20.8256		20.7427	20.6820
23.3010	23.3092	UAE.DIRHAM			22.9816	22.9200
22.8134	22.8714	SAUDI RIYAL			22.5037	22.4400
23.5000	23.5903	QATAR RIYAL				20.0000
282.7506	283.0668	KUWAIT DINAR				240.0000
224.0301	224.0642	BAHRAIN DINAR				209.0000
13.4726	14.0729	CHINESE YUAN				12.5000

D) USANCE RATE:	30 DAYS	60 DAYS	90 DAYS	120 DAYS	150 DAYS	180 DAYS
US Dollar	83.5988	83.1077	82.6165	82.1253	81.6342	81.1430
G. B. POUND	111.0783	110.4242	109.4897	109.1160	108.4618	107.8077
EURO	99.7305	99.1406	98.2978	97.9607	97.3708	96.7809

E) FORWARD RATE:		1 MONTH	2 MONTHS	3 MONTHS	6 MONTHS	1 YEAR
SELLING	US Dollar	85.5270	85.8040	86.1309	87.3119	0.0000
BUYING	US Dollar	84.6053	85.0604	85.3158	86.5315	0.0000


F) NFCD INTT RATE, EFFECT ON: 01.12.2020 To 15.12.2020	1 MONTH	3 MONTHS	6 MONTHS	12 MONTHS
US Dollar	0.15300	0.22706	0.25436	0.32942
G. B. POUND	0.03878	0.04452	0.06422	0.12906
EURO	0.00000	0.00000	0.00000	0.00000


G) LIBOR AS ON 08/12/2020 , 60 DAYS 0.19050 90 DAYS 0.23000 180 DAYS 0.25338


H) INDICATIVE RATE OF 01 SDR ,USD WITH NTL, CUR OF ACU MEMBERS AS IMF RATE 04/12/2020	IN.RS	N.RS	SL.RS	PK.RS	BD TK	USD
USD 1	73.7413	110.0395	175.0587	134.5483	84.5800	
SDR 1	106.1351	158.3787	251.9603	193.6540	121.7352	1.4393


IN CASE OF AUS. DOLLAR CASH RATE WILL BE USED FOR T.T ALSO

Rates mentioned in row C, D, E and F are applicable only for bank's own customers.


Md. Nur Islam
PO
Prepared By


Syeda Hasinatul Jannat
SPO
Checked By


M.M Awrangzeb
AGM
Authorized Signature


Md. Yakut Mia
DGM
Authorized Signature