

TEL. 9575997, 9567298, 9554725

JANATA BANK LIMITED

For Previous Rate Sheet Click

PABX-575,

TREASURY DEPARTMENT

<https://goo.gl/URA0t4>

Mail: fxdeal@janatabank-bd.com

HEAD OFFICE, DHAKA

Exchange Rate Circular - 08

INDICATIVE ONLY

DATE : 10 Jan 2019

EFFECTIVE DATE: 10 -12 Jan '19

Thursday

A) CROSS RATE OF SYD, TOK, HKG & S.E. ASIAN MARKETS AS ON 10/01/2019

	GBP/USD	EUR/USD	USD/JPY	USD/C.DLR	USD/S.FRA	AUD/USD
SELLING	1.2792	1.1566	107.8900	1.3231	0.9723	0.7201
BUYING	1.2787	1.1565	107.9200	1.3232	0.9724	0.7201

B) JANATA BANK LTD'S CASH

CURRENCY & T.C TO PUBLIC TK PER UNIT OF FOREIGN CURREN

SELLING	CURRENCY	BUYING	SELLING	CURRENCY	BUYING
85.1500	US Dollar	84.1500	23.2000	Saudi Riyal	22.2000
109.5000	G. B. Pound	106.6000	23.5000	UAE. Dirham	22.5000
99.4000	Euro	97.0000	21.5000	MAL.Ringit	19.8000
60.4500	Aus. Dollar	58.4500	1.2500	Indian Rupee	1.1500

BE SAME AS SELLING T.T.& O.D AND BUYING O.D. TRANSFER

C) SELLING		NAME OF CURRENCY	BUYING			
T.T.& O.D.	B.C.		T.T.CLEAN	T.T.DOC	O.D.SIGHT EXP.BILLS	O.D. TRANSFER
83.9000	83.9500	US Dollar	83.2000	83.1500	83.1000	82.9300
107.9901	108.1784	G. B. POUND	106.1472	105.8321	105.6223	105.1923
98.5521	98.8721	EURO	96.5736	95.7095	95.6093	95.3289
0.8023	0.8055	JP.YEN	0.7729	0.7661	0.7648	0.7621
63.9095	64.0834	CAN.DLR	63.3302	63.1567	62.9636	62.8204
86.4790	86.6599	SWISS.FRANC	85.5484	85.3558	85.1066	84.8574
218.5198	218.6842	OMANIAN RIYAL	213.7117	213.4781	212.8490	211.5397
11.0000	11.1913	H.K.DLR	10.5997	10.5882	10.5573	10.5264
65.1845	65.2397	SING.DLR	63.4707		63.2249	63.0456
2.6541	2.6651	THI.BAHT	2.6063		2.5959	2.5883
20.6496	20.7069	MAL.RINGIT	20.2659		20.1848	20.1257
23.0233	23.0315	UAE.DIRHAM			22.5283	22.4623
22.5451	22.6031	SAUDI RIYAL			22.0593	21.9900
23.0308	23.2390	QATAR RIYAL				22.4066
275.5926	275.8918	KUWAIT DINAR				269.0000
220.3030	220.3826	BAHRAIN DINAR				214.8619
13.2863	13.4007	CHINESE YUAN				12.6441

D) USANCE RATE:	30 DAYS	60 DAYS	90 DAYS	120 DAYS	150 DAYS	180 DAYS
US Dollar	82.6047	82.1193	81.6340	81.1487	80.6633	80.1780
G. B. POUND	105.0031	104.3839	103.4994	103.1455	102.5263	101.9071
EURO	95.0460	94.4826	93.6778	93.3559	92.7926	92.2292

E) FORWARD RATE:		1 MONTH	2 MONTHS	3 MONTHS	6 MONTHS	1 YEAR
SELLING	US Dollar	84.4245	84.8691	85.3536	86.7073	0.0000
BUYING	US Dollar	83.4947	83.7893	84.0840	84.9680	0.0000


F) NFCD INTT RATE, EFFECT ON: 01.01.19 To 15.01.19	1 MONTH	3 MONTHS	6 MONTHS	12 MONTHS
US Dollar	2.26988	2.54700	2.62313	2.76313
G. B. POUND	0.48175	0.65506	0.78656	0.91838
EURO	0.00000	0.00000	0.00000	0.00000

G) LIBOR AS ON 09/01/2019, 60 DAYS 2.65288 90 DAYS 2.79888 180 DAYS 2.86975


H) INDICATIVE RATE OF 01 SDR ,USD WITH NTL, CUR OF ACU MEMBERS AS IMF RATE 04/01/2019	IN.RS	N.RS	SL.RS	PK.RS	BD TK	USD
USD 1	69.8656	112.3099	182.8784	138.8631	83.5550	
SDR 1	97.1647	156.1936	254.3358	193.1221	116.2031	1.3907

IN CASE OF AUS. DOLLAR CASH RATE WILL BE USED FOR T.T ALSO


Rates mentioned in row C, D, E and F are applicable only for bank's own customers.




Md. Tufail Ahmed
Officer
Prepared by



Md. Mokhlesur Rahman
SPO
Checked By



M.M. Awrangzeb
AGM
Authorised Signature



Md. Tofazzal Hossain
DGM
Authorised Signature