

TEL. 9575997, 9567298, 9554725

JANATA BANK LIMITED

For Previous Rate Sheet Click

PABX-575,

TREASURY DEPARTMENT

<https://goo.gl/URA0t4>

Mail: fxdeal@janatabank-bd.com

HEAD OFFICE, DHAKA

Exchange Rate Circular - 29

INDICATIVE ONLY: Rates may vary in the

DATE: 10 Feb 2020

EFFECTIVE DATE: 10 Feb'2020

same day

Monday

A) CROSS RATE OF SYD, TOK, HKG & S.E. ASIAN MARKETS AS ON 10/02/2020

	GBP/USD	EUR/USD	USD/JPY	USD/C.DLR	USD/S.FRA	AUD/USD
SELLING	1.2895	1.0951	109.7900	1.3294	0.9773	0.6739
BUYING	1.2894	1.0949	109.8100	1.3299	0.9777	0.6739

B) JANATA BANK LTD'S CASH

CURRENCY & T.C TO PUBLIC TK PER UNIT OF FOREIGN CURREN

SELLING	CURRENCY	BUYING	SELLING	CURRENCY	BUYING
87.8000	US Dollar	86.8000	23.6000	Saudi Riyal	22.7000
111.7000	G. B. Pound	110.0000	24.0000	UAE. Dirham	23.0000
95.1000	Euro	92.7000	20.7000	MAL.Ringit	19.4000
60.3000	Aus. Dollar	58.3000	1.2600	Indian Rupee	1.1800

BE SAME AS SELLING T.T.& O.D AND BUYING O.D. TRANSFER

C)	SELLING		NAME OF CURRENCY	BUYING			
	T.T.& O.D.	B.C.		T.T.CLEAN	T.T.DOC	O.D.SIGHT EXP.BILLS	O.D. TRANSFER
	84.9500	84.9500	US Dollar	84.2000	84.1500	84.1000	83.9000
	110.4749	110.6136	G. B. POUND	109.1895	108.8735	108.6548	108.2160
	95.2187	95.3515	EURO	93.9037	93.5552	93.3345	92.4639
	0.7959	0.8013	JP.YEN	0.7749	0.7681	0.7668	0.7641
	65.9039	66.0477	CAN.DLR	65.7696	65.5964	65.4006	64.7947
	87.5678	87.7385	SWISS.FRANC	86.8933	86.7012	86.6184	86.5155
	222.2109	222.7752	OMANIAN RIYAL	219.1444	218.9107	218.2686	217.9466
	11.0000	11.4234	H.K.DLR	10.9138	10.9022	10.8704	10.8386
	62.7905	64.2621	SING.DLR	62.9960		62.7533	61.1154
	2.7351	2.7460	THI.BAHT	2.7080		2.6972	2.6893
	20.6515	20.7088	MAL.RINGIT	20.4389		20.3576	20.2980
	23.3010	23.3092	UAE.DIRHAM			22.9816	22.9143
	22.8122	22.8702	SAUDI RIYAL			22.4995	22.4300
	23.4874	23.9392	QATAR RIYAL				22.7013
	284.5595	284.8582	KUWAIT DINAR				276.0000
	224.0267	224.1063	BAHRAIN DINAR				219.2775
	12.9839	13.1949	CHINESE YUAN				11.5000

D) USANCE RATE:	30 DAYS	60 DAYS	90 DAYS	120 DAYS	150 DAYS	180 DAYS
US Dollar	83.5988	83.1077	82.6165	82.1253	81.6342	81.1430
G. B. POUND	108.0179	107.3809	106.4710	106.1070	105.4701	104.8332
EURO	92.7867	92.2390	91.4564	91.1434	90.5956	90.0479

E) FORWARD RATE:		1 MONTH	2 MONTHS	3 MONTHS	6 MONTHS	1 YEAR
SELLING	US Dollar	86.0894	86.5287	86.9181	88.2861	0.0000
BUYING	US Dollar	85.0982	85.1964	85.4946	85.6893	0.0000


F) NFCD INTT RATE, EFFECT ON: 01.02.2020 To 15.02.2020	1 MONTH	3 MONTHS	6 MONTHS	12 MONTHS
US Dollar	1.39525	1.52713	1.52925	1.59713
G. B. POUND	0.37975	0.45088	0.50150	0.56375
EURO	0.00000	0.00000	0.00000	0.00000

G) LIBOR AS ON 07/02/2020, 60 DAYS 1.72375 90 DAYS 1.73088 180 DAYS 1.74038


H) INDICATIVE RATE OF 01 SDR, USD WITH NTL, CUR OF ACU MEMBERS AS IMF RATE 08/02/2020	IN.RS	N.RS	SL.RS	PK.RS	BD TK	USD
USD 1	71.8255	115.5298	183.7932	141.2615	84.5800	
SDR 1	98.4649	158.3787	251.9603	193.6540	115.9499	1.3709


IN CASE OF AUS. DOLLAR CASH RATE WILL BE USED FOR T.T ALSO

Rates mentioned in row C, D, E and F are applicable only for bank's own customers.


 Md. Nur Islam
 PO
 Prepared By


 Md. Mokhlesur Rahman
 SPO
 Checked By


 M.M. Awrangzeb
 AGM
 Authorised Signature


 Md. Tofazzal Hossain
 DGM
 Authorised Signature