

TEL. 9554725, 55110031

PABX-575,

Mail: fxdeal@janatabank-bd.com

Exchange Rate Circular - 049

EFFECTIVE DATE: 11-13 Mar 2021

JANATA BANK LIMITED

TREASURY DEPT.(FRONT OFFICE)

HEAD OFFICE, DHAKA

INDICATIVE ONLY: Rates may vary in the

same day

For Previous Rate Sheet Click

<https://goo.gl/URA0t4>

DATE: 11 Mar 2021

Thursday

A) CROSS RATE OF SYD, TOK, HKG & S.E. ASIAN MARKETS AS ON 11/03/2021

	GBP/USD	EUR/USD	USD/JPY	USD/C.DLR	USD/S.FRA	AUD/USD
SELLING	1.3938	1.1935	108.5300	1.2536	0.9297	0.7788
BUYING	1.3934	1.1931	108.5600	1.2536	0.9298	0.7788

B) JANATA BANK LTD'S CASH

CURRENCY & T.C TO PUBLIC TK PER UNIT OF FOREIGN CURRENCY

SELLING	CURRENCY	BUYING	SELLING	CURRENCY	BUYING
86.7000	US Dollar	84.1000	23.5000	Saudi Riyal	21.0000
116.3000	G. B. Pound	111.1000	23.9000	UAE. Dirham	22.5000
102.9500	Euro	98.0000	20.8000	MAL.Ringit	18.0000
66.6591	Aus. Dollar	57.2091	1.2400	Indian Rupee	1.1500

BE SAME AS SELLING T.T.& O.D AND BUYING O.D. TRANSFER

SELLING		NAME OF CURRENCY	BUYING			
T.T.& O.D.	B.C.		T.T.CLEAN	T.T.DOC	O.D.SIGHT EXP.BILLS	O.D. TRANSFER
84.9500	84.9500	US Dollar	84.2000	84.1500	84.1000	83.9000
120.4863	120.6281	G. B. POUND	116.8546	116.6792	116.4347	115.9703
103.4397	103.6755	EURO	99.5272	98.8698	98.7248	98.5299
0.8060	0.8123	JP.YEN	0.7788	0.7719	0.7707	0.7203
69.7636	69.9415	CAN.DLR	68.3488	68.2715	68.0643	67.4115
92.8017	92.9635	SWISS.FRANC	91.3594	91.1626	91.0667	90.5331
222.5057	222.7810	OMANIAN RIYAL	219.1501	211.9164	211.2743	210.1645
11.2500	11.4311	H.K.DLR	10.9213	10.9097	10.8778	10.8460
64.4640	66.8548	SING.DLR	63.1077		61.8567	56.2260
2.8069	2.8114	THI.BAHT	2.7717		2.7607	2.7526
20.8348	20.8544	MAL.RINGIT	20.5728		20.4910	20.4310
23.3010	23.3092	UAE.DIRHAM			22.9816	22.9975
22.8152	22.8732	SAUDI RIYAL			22.5055	22.4400
20.5000	21.4312	QATAR RIYAL				19.0000
282.5324	285.7738	KUWAIT DINAR				255.0000
224.7528	224.0943	BAHRAIN DINAR				216.0355
13.5239	14.1242	CHINESE YUAN				12.5000

D) USANCE RATE:	30 DAYS	60 DAYS	90 DAYS	120 DAYS	150 DAYS	180 DAYS
US Dollar	83.5988	83.1077	82.6165	82.1253	81.6342	81.1430
G. B. POUND	115.7530	115.0714	114.0976	113.7081	113.0264	112.3448
EURO	98.1442	97.5636	96.7343	96.4025	95.8219	95.2413

E) FORWARD RATE:		1 MONTH	2 MONTHS	3 MONTHS	6 MONTHS	1 YEAR
SELLING	US Dollar	85.5270	85.8040	86.1309	87.3119	0.0000
BUYING	US Dollar	84.6053	85.0604	85.3158	86.5315	0.0000


F) NFCD INTT RATE, EFFECT ON: 01.03.2021 To 15.03.2021	1 MONTH	3 MONTHS	6 MONTHS	12 MONTHS
US Dollar	0.11820	0.18791	0.20249	0.28304
G. B. POUND	0.04638	0.06584	0.08254	0.14564
EURO	0.00000	0.00000	0.00000	0.00000


G) LIBOR AS ON 10/03/2021, 60 DAYS 0.14275 90 DAYS 0.18413 180 DAYS 0.19363


H) INDICATIVE RATE OF 01 SDR, USD WITH NTL, CUR OF ACU MEMBERS AS IMF RATE 05/03/2021	IN.RS	N.RS	SL.RS	PK.RS	BD TK	USD
USD 1	72.7572	110.8428	176.3366	135.5305	84.5800	
SDR 1	103.9598	158.3787	251.9603	193.6540	120.8529	1.4289

IN CASE OF AUS. DOLLAR CASH RATE WILL BE USED FOR T.T ALSO

Rates mentioned in row C, D, E and F are applicable only for bank's own customers.


Md. Nur Islam
PO
Prepared By


Syeda Hasinatul Jannat
SPO
Checked By


Shipra Biswas
AGM
Authorized Signature


Md. Yakut Mia
DGM
Authorized Signature