

TEL. 9554725, 55110031

PABX-575,

Mail: fxdeal@janatabank-bd.co

Exchange Rate Circular - 177

EFFECTIVE DATE: 11 Nov' 2020

JANATA BANK LIMITED

TREASURY DEPT.(FRONT OFFICE)

HEAD OFFICE, DHAKA

INDICATIVE ONLY: Rates may vary in the

same day

For Previous Rate Sheet Click

<https://goo.gl/URA0t4>

DATE: 11 Nov 2020

Wednesday

A) CROSS RATE OF SYD, TOK, HKG & S.E. ASIAN MARKETS AS ON 11/11/2020

	GBP/USD	EUR/USD	USD/JPY	USD/C.DLR	USD/S.FRA	AUD/USD
SELLING	1.3274	1.1832	105.0800	1.2949	0.9139	0.7333
BUYING	1.3273	1.1831	105.0900	1.2949	0.9142	0.7333

B) JANATA BANK LTD'S CASH

CURRENCY & T.C TO PUBLIC TK PER UNIT OF FOREIGN CURRENCY

SELLING	CURRENCY	BUYING	SELLING	CURRENCY	BUYING
87.0000	US Dollar	84.2000	23.6000	Saudi Riyal	20.0000
113.7000	G. B. Pound	106.7000	23.5000	UAE. Dirham	20.0000
101.0000	Euro	94.0000	21.0000	MAL.Ringit	19.0000
61.0000	Aus. Dollar	53.0000	1.2200	Indian Rupee	1.1300

BE SAME AS SELLING T.T.& O.D AND BUYING O.D. TRANSFER

SELLING		NAME OF CURRENCY	BUYING			
T.T.& O.D.	B.C.		T.T.CLEAN	T.T.DOC	O.D.SIGHT EXP.BILLS	O.D. TRANSFER
84.9500	84.9500	US Dollar	84.2000	84.1500	84.1000	83.9000
114.8131	114.9529	G. B. POUND	111.2519	111.0825	110.8544	110.4063
102.5583	102.7938	EURO	98.6796	98.0231	97.8806	97.6882
0.8319	0.8382	JP.YEN	0.8045	0.7977	0.7963	0.7459
67.5862	67.7634	CAN.DLR	66.1923	66.1173	65.9164	65.2699
94.3931	94.5555	SWISS.FRANC	92.9149	92.7165	92.6161	92.0779
222.4942	222.7694	OMANIAN RIYAL	219.1387	211.9049	211.2629	200.0000
11.2500	11.4416	H.K.DLR	10.9316	10.9199	10.8881	10.8562
66.6420	66.7269	SING.DLR	62.9718		61.7212	54.0000
2.8403	2.8448	THI.BAHT	2.8048		2.7936	2.7854
20.8095	20.8291	MAL.RINGIT	20.5429		20.4612	20.4013
23.3010	23.3092	UAE.DIRHAM			22.9816	22.9200
22.8189	22.8769	SAUDI RIYAL			22.5091	22.4400
23.5000	23.5903	QATAR RIYAL				20.0000
282.7506	283.0668	KUWAIT DINAR				240.0000
224.0301	224.0642	BAHRAIN DINAR				209.0000
13.3341	13.9344	CHINESE YUAN				12.5000

D) USANCE RATE:	30 DAYS	60 DAYS	90 DAYS	120 DAYS	150 DAYS	180 DAYS
US Dollar	83.5988	83.1077	82.6165	82.1253	81.6342	81.1430
G. B. POUND	110.2054	109.5565	108.6294	108.2585	107.6096	106.9606
EURO	97.3050	96.7293	95.9070	95.5781	95.0024	94.4268

E) FORWARD RATE:		1 MONTH	2 MONTHS	3 MONTHS	6 MONTHS	1 YEAR
SELLING	US Dollar	85.5270	85.8040	86.1309	87.3119	0.0000
BUYING	US Dollar	84.6053	85.0604	85.3158	86.5315	0.0000


F) NFCD INTT RATE, EFFECT ON: 01.11.2020 To 15.11.2020	1 MONTH	3 MONTHS	6 MONTHS	12 MONTHS
US Dollar	0.13990	0.21521	0.24152	0.32930
G. B. POUND	0.04327	0.04439	0.05674	0.12507
EURO	0.00000	0.00000	0.00000	0.00000


G) LIBOR AS ON 10/11/2020, 60 DAYS 0.17200 90 DAYS 0.21363 180 DAYS 0.24300


H) INDICATIVE RATE OF 01 SDR, USD WITH NTL, CUR OF ACU MEMBERS AS IMF RATE 06/11/2020	IN.RS	N.RS	SL.RS	PK.RS	BD TK	USD
USD 1	74.0535	111.1964	176.8993	135.9629	84.5800	
SDR 1	105.4754	158.3787	251.9603	193.6540	120.4685	1.4243


IN CASE OF AUS. DOLLAR CASH RATE WILL BE USED FOR T.T ALSO

Rates mentioned in row C, D, E and F are applicable only for bank's own customers.


Md. Nur Islam
PO
Prepared By


Syeda Hasinatul Jannat
SPO
Checked By


M.M Awrangzeb
AGM
Authorized Signature


Md. Yakut Mia
DGM
Authorized Signature