

TEL. 9554725, 55110031

PABX-575,

Mail: fxdeal@janatabank-bd.com

Exchange Rate Circular - 069



JANATA BANK LIMITED

TREASURY DEPT.(FRONT OFFICE)

HEAD OFFICE, DHAKA

INDICATIVE ONLY: Rates may vary in the

For Previous Rate Sheet Click

<https://goo.gl/URA0t4>

DATE : 12 Apr 2021

Monday

EFFECTIVE DATE: 12 Apr 2021

same day

A) CROSS RATE OF SYD, TOK, HKG & S.E. ASIAN MARKETS AS ON 12/04/2021

	GBP/USD	EUR/USD	USD/JPY	USD/C.DLR	USD/S.FRA	AUD/USD
SELLING	1.3691	1.1894	109.5100	1.2455	0.9257	0.7657
BUYING	1.3687	1.1890	109.5200	1.2455	0.9261	0.7657

B) JANATA BANK LTD'S CASH

CURRENCY & T.C TO PUBLIC TK PER UNIT OF FOREIGN CURRENCY

SELLING	CURRENCY	BUYING	SELLING	CURRENCY	BUYING
86.8000	US Dollar	84.1000	23.6000	Saudi Riyal	21.7000
115.7000	G. B. Pound	110.7000	24.0000	UAE. Dirham	23.0000
102.5000	Euro	98.0000	20.8000	MAL.Ringit	18.0000
65.5462	Aus. Dollar	56.0962	1.2400	Indian Rupee	1.1500

BE SAME AS SELLING T.T.& O.D AND BUYING O.D. TRANSFER

SELLING		NAME OF CURRENCY	BUYING			
T.T.& O.D.	B.C.		T.T.CLEAN	T.T.DOC	O.D.SIGHT EXP.BILLS	O.D. TRANSFER
84.9500	84.9500	US Dollar	84.2000	84.1500	84.1000	83.9000
118.3759	118.5170	G. B. POUND	114.7610	114.5878	114.3495	113.8911
103.0889	103.3245	EURO	99.1796	98.5226	98.3787	98.1848
0.7990	0.8053	JP.YEN	0.7719	0.7651	0.7638	0.7135
70.2076	70.3856	CAN.DLR	68.7885	68.7107	68.5023	67.8482
93.1995	93.3614	SWISS.FRANC	91.7236	91.5264	91.4295	90.8948
222.5057	222.7810	OMANIAN RIYAL	219.1501	211.9164	211.2743	210.1645
11.2500	11.4061	H.K.DLR	10.8964	10.8849	10.8531	10.8213
64.4877	66.8786	SING.DLR	63.1359		61.8848	59.0000
2.7207	2.7252	THI.BAHT	2.6865		2.6758	2.6680
20.7392	20.7588	MAL.RINGIT	20.4883		20.4068	20.3470
23.3010	23.3092	UAE.DIRHAM			22.9816	22.9975
22.8152	22.8732	SAUDI RIYAL			22.5055	22.4400
20.5000	21.8466	QATAR RIYAL				19.0000
283.3017	286.5434	KUWAIT DINAR				256.0000
224.7528	224.0943	BAHRAIN DINAR				216.0355
13.4098	14.0101	CHINESE YUAN				12.5000

D) USANCE RATE:	30 DAYS	60 DAYS	90 DAYS	120 DAYS	150 DAYS	180 DAYS
US Dollar	83.5988	83.1077	82.6165	82.1253	81.6342	81.1430
G. B. POUND	113.6801	113.0106	112.0543	111.6717	111.0023	110.3329
EURO	97.8002	97.2216	96.3951	96.0645	95.4860	94.9074

E) FORWARD RATE:		1 MONTH	2 MONTHS	3 MONTHS	6 MONTHS	1 YEAR
SELLING	US Dollar	85.5270	85.8040	86.1309	87.3119	0.0000
BUYING	US Dollar	84.6053	85.0604	85.3158	86.5315	0.0000


F) NFCD INTT RATE, EFFECT ON: 01.04.2021 To 15.04.2021	1 MONTH	3 MONTHS	6 MONTHS	12 MONTHS
US Dollar	0.11085	0.19376	0.20474	0.28242
G. B. POUND	0.04951	0.08766	0.11247	0.16334
EURO	0.00000	0.00000	0.00000	0.00000

G) LIBOR AS ON 09/04/2021, 60 DAYS 0.14650 90 DAYS 0.18750 180 DAYS 0.21138


H) INDICATIVE RATE OF 01 SDR, USD WITH NTL, CUR OF ACU MEMBERS AS IMF RATE 09/04/2021	IN.RS	N.RS	SL.RS	PK.RS	BD TK	USD
USD 1	74.8899	111.2647	177.0079	136.0464	84.5800	
SDR 1	106.6014	158.3787	251.9603	193.6540	120.3946	1.4234

IN CASE OF AUS. DOLLAR CASH RATE WILL BE USED FOR T.T ALSO


Rates mentioned in row C, D, E and F are applicable only for bank's own customers.



Md. Nur Islam
PO
Prepared By



Syeda Hasinatul Jannat
SPO
Checked By



Shipra Biswas
AGM
Authorized Signature



Md. Yakut Mia
DGM
Authorized Signature