

TEL. 9575997, 9567298, 9554725

JANATA BANK LIMITED

For Previous Rate Sheet Click

PABX-575,

TREASURY DEPARTMENT

<https://goo.gl/URA0t4>

Mail: fxdeal@janatabank-bd.com

HEAD OFFICE, DHAKA

Exchange Rate Circular - 32

INDICATIVE ONLY: Rates may vary in the

DATE : **13 Feb 2020**

EFFECTIVE DATE: **13-15 Feb'2020**

same day

Thursday

A) CROSS RATE OF SYD, TOK, HKG & S.E. ASIAN MARKETS AS ON 13/02/2020

	GBP/USD	EUR/USD	USD/JPY	USD/C.DLR	USD/S.FRA	AUD/USD
SELLING	1.2957	1.0872	109.8900	1.3247	0.9779	0.6766
BUYING	1.2953	1.0868	109.9000	1.3248	0.9780	0.6766

B) JANATA BANK LTD'S CASH

CURRENCY & T.C TO PUBLIC TK PER UNIT OF FOREIGN CURREN

SELLING	CURRENCY	BUYING	SELLING	CURRENCY	BUYING
87.4000	US Dollar	86.4000	23.6000	Saudi Riyal	22.7000
112.2000	G. B. Pound	110.5000	24.0000	UAE. Dirham	23.0000
94.4000	Euro	92.0000	20.7000	MAL.Ringit	19.4000
60.5000	Aus. Dollar	58.5000	1.2600	Indian Rupee	1.1800

BE SAME AS SELLING T.T.& O.D AND BUYING O.D. TRANSFER

C)	SELLING		NAME OF CURRENCY	BUYING			
	T.T.& O.D.	B.C.		T.T.CLEAN	T.T.DOC	O.D.SIGHT EXP.BILLS	O.D. TRANSFER
	84.9500	84.9500	US Dollar	84.2000	84.1500	84.1000	83.9000
	111.0046	111.1435	G. B. POUND	109.6896	109.3731	109.1529	108.7127
	94.5426	94.6752	EURO	93.2172	92.8694	92.6507	91.7820
	0.7952	0.8006	JP.YEN	0.7742	0.7674	0.7662	0.7634
	66.1323	66.2762	CAN.DLR	66.0150	65.8415	65.6449	65.0383
	87.5141	87.6847	SWISS.FRANC	86.8667	86.6746	86.5919	86.4891
	222.2109	222.7752	OMANIAN RIYAL	219.1444	218.9107	218.2686	217.9466
	11.0000	11.4189	H.K.DLR	10.9093	10.8977	10.8659	10.8341
	62.8837	64.3553	SING.DLR	63.0839		62.8409	61.2027
	2.7500	2.7610	THI.BAHT	2.7219		2.7111	2.7031
	20.6765	20.7337	MAL.RINGIT	20.4586		20.3772	20.3175
	23.3010	23.3092	UAE.DIRHAM			22.9816	22.9143
	22.8183	22.8763	SAUDI RIYAL			22.5085	22.4400
	23.4874	23.9392	QATAR RIYAL				22.7013
	283.8203	284.1188	KUWAIT DINAR				275.0000
	224.0147	224.0943	BAHRAIN DINAR				219.2656
	13.0042	13.2152	CHINESE YUAN				11.5000

D) USANCE RATE:	30 DAYS	60 DAYS	90 DAYS	120 DAYS	150 DAYS	180 DAYS
US Dollar	83.5988	83.1077	82.6165	82.1253	81.6342	81.1430
G. B. POUND	108.5130	107.8732	106.9591	106.5935	105.9536	105.3138
EURO	92.1069	91.5632	90.7864	90.4756	89.9319	89.3881

E) FORWARD RATE:		1 MONTH	2 MONTHS	3 MONTHS	6 MONTHS	1 YEAR
SELLING	US Dollar	86.0894	86.5287	86.9181	88.2861	0.0000
BUYING	US Dollar	85.0982	85.1964	85.4946	85.6893	0.0000


F) NFCD INTT RATE, EFFECT ON: 01.02.2020 To 15.02.2020	1 MONTH	3 MONTHS	6 MONTHS	12 MONTHS
US Dollar	1.39525	1.52713	1.52925	1.59713
G. B. POUND	0.37975	0.45088	0.50150	0.56375
EURO	0.00000	0.00000	0.00000	0.00000

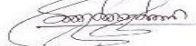
G) LIBOR AS ON 12/02/2020 , 60 DAYS 1.67725 90 DAYS 1.70375 180 DAYS 1.72538


H) INDICATIVE RATE OF 01 SDR, USD WITH NTL, CUR OF ACU MEMBERS AS IMF RATE 08/02/2020	IN.RS	N.RS	SL.RS	PK.RS	BD TK	USD
USD 1	71.8255	115.5298	183.7932	141.2615	84.5800	
SDR 1	98.4649	158.3787	251.9603	193.6540	115.9499	1.3709


IN CASE OF AUS. DOLLAR CASH RATE WILL BE USED FOR T.T ALSO

Rates mentioned in row C, D, E and F are applicable only for bank's own customers.


Md. Nur Islam
PO
Prepared By


Md. Mokhlesur Rahman
SPO
Checked By


M.M. Awrangzeb
AGM
Authorised Signature


Md. Tofazzal Hossain
DGM
Authorised Signature