

TEL. 9575997, 9567298, 9554725

JANATA BANK LIMITED

For Previous Rate Sheet Click

PABX-575,

TREASURY DEPARTMENT

<https://goo.gl/URA0t4>

Mail: fxdeal@janatabank-bd.com

HEAD OFFICE, DHAKA

Exchange Rate Circular - 10

INDICATIVE ONLY: Rates may vary in the

DATE : 14 Jan 2020

EFFECTIVE DATE: 14 Jan'2020

same day

Tuesday

A) CROSS RATE OF SYD, TOK, HKG & S.E. ASIAN MARKETS AS ON 14/01/2020

	GBP/USD	EUR/USD	USD/JPY	USD/C.DLR	USD/S.FRA	AUD/USD
SELLING	1.2997	1.1138	110.0500	1.3054	0.9706	0.6929
BUYING	1.2996	1.1137	110.0700	1.3057	0.9711	0.6929

B) JANATA BANK LTD'S CASH

CURRENCY & T.C TO PUBLIC TK PER UNIT OF FOREIGN CURREN

SELLING	CURRENCY	BUYING	SELLING	CURRENCY	BUYING
87.7500	US Dollar	86.7500	23.5000	Saudi Riyal	22.0000
112.6000	G. B. Pound	109.5000	23.5000	UAE. Dirham	22.5000
96.4000	Euro	94.1000	20.5000	MAL.Ringit	19.4000
58.9000	Aus. Dollar	56.9000	1.2600	Indian Rupee	1.2000

BE SAME AS SELLING T.T.& O.D AND BUYING O.D. TRANSFER

C)	SELLING		NAME OF CURRENCY	BUYING			
	T.T.& O.D.	B.C.		T.T.CLEAN	T.T.DOC	O.D.SIGHT EXP.BILLS	O.D. TRANSFER
	84.9500	84.9500	US Dollar	84.2000	84.1500	84.1000	83.9000
	111.3464	111.4854	G. B. POUND	110.0541	109.7371	109.5159	109.0746
	96.5690	96.7024	EURO	95.4972	95.1470	94.9217	94.0464
	0.7940	0.7994	JP.YEN	0.7731	0.7662	0.7650	0.7622
	67.0874	67.2316	CAN.DLR	66.9509	66.7764	66.5771	65.9678
	88.1723	88.3432	SWISS.FRANC	87.4825	87.2898	87.2052	87.1007
	219.0435	219.2079	OMANIAN RIYAL	218.1273	217.8935	217.2515	215.9295
	11.0000	11.4146	H.K.DLR	10.9046	10.8930	10.8612	10.8294
	64.7574	66.2297	SING.DLR	64.9250		64.6747	63.0312
	2.8282	2.8391	THI.BAHT	2.8001		2.7890	2.7808
	21.0892	21.1466	MAL.RINGIT	20.8691		20.7861	20.7252
	23.3010	23.3092	UAE.DIRHAM			22.9816	22.9143
	22.8128	22.8708	SAUDI RIYAL			22.5019	22.4400
	22.8500	23.5018	QATAR RIYAL				22.0725
	280.9769	281.2758	KUWAIT DINAR				274.0000
	224.0027	224.0822	BAHRAIN DINAR				219.2478
	13.2011	13.4122	CHINESE YUAN				12.6918

D) USANCE RATE:	30 DAYS	60 DAYS	90 DAYS	120 DAYS	150 DAYS	180 DAYS
US Dollar	83.5988	83.1077	82.6165	82.1253	81.6342	81.1430
G. B. POUND	108.8739	108.2319	107.3148	106.9480	106.3060	105.6640
EURO	94.3646	93.8076	93.0118	92.6934	92.1364	91.5793

E) FORWARD RATE:		1 MONTH	2 MONTHS	3 MONTHS	6 MONTHS	1 YEAR
SELLING	US Dollar	86.0894	86.5287	86.9181	88.2861	0.0000
BUYING	US Dollar	85.0982	85.1964	85.4946	85.6893	0.0000


F) NFCD INTT RATE, EFFECT ON: 01.01.2020 To 15.01.2020	1 MONTH	3 MONTHS	6 MONTHS	12 MONTHS
US Dollar	1.54938	1.69463	1.67075	1.75425
G. B. POUND	0.45975	0.54438	0.63238	0.73138
EURO	0.00000	0.00000	0.00000	0.00000


G) LIBOR AS ON 13/01/2020, 60 DAYS 1.79513 90 DAYS 1.83125 180 DAYS 1.87250

H) INDICATIVE RATE OF 01 SDR, USD WITH NTL, CUR OF ACU MEMBERS AS IMF RATE 10/01/2020	IN.RS	N.RS	SL.RS	PK.RS	BD TK	USD
USD 1	71.1138	114.8187	182.6619	140.3920	84.5800	
SDR 1	98.0931	158.3787	251.9603	193.6540	116.6680	1.3794


IN CASE OF AUS. DOLLAR CASH RATE WILL BE USED FOR T.T ALSO

Rates mentioned in row C, D, E and F are applicable only for bank's own customers.


 Md. Nur Islam
 PO
 Prepared By


 Md. Mokhlesur Rahman
 SPO
 Checked By


 M.M. Awrangzeb
 AGM
 Authorised Signature


 Md. Tofazzal Hossain
 DGM
 Authorised Signature