

TEL. 9554725, 55110031

PABX-575,

Mail: fxdeal@janatabank-bd.com

Exchange Rate Circular - 127



JANATA BANK LIMITED

TREASURY DEPT.(FRONT OFFICE)

HEAD OFFICE, DHAKA

INDICATIVE ONLY: Rates may vary in the

For Previous Rate Sheet Click

<https://goo.gl/URA0t4>

DATE : 14 Jul 2021

Wednesday

EFFECTIVE DATE: 14 Jul 2021

same day

A) CROSS RATE OF SYD, TOK, HKG &amp; S.E ASIAN MARKETS AS ON 14/07/2021

	GBP/USD	EUR/USD	USD/JPY	USD/C.DLR	USD/S.FRA	AUD/USD
SELLING	1.3822	1.1786	110.4800	1.2401	0.9181	0.7524
BUYING	1.3821	1.1782	110.4900	1.2401	0.9182	0.7524

B) JANATA BANK LTD'S CASH

CURRENCY &amp; T.C TO PUBLIC TK PER UNIT OF FOREIGN CURRENCY

SELLING	CURRENCY	BUYING	SELLING	CURRENCY	BUYING
86.9000	US Dollar	84.5000	23.5000	Saudi Riyal	20.7000
116.9000	G. B. Pound	110.9000	24.0000	UAE. Dirham	21.5000
103.3000	Euro	99.0000	20.8000	MAL.Ringit	18.0000
64.4164	Aus. Dollar	54.9664	1.2400	Indian Rupee	1.1500

BE SAME AS SELLING T.T.&amp; O.D AND BUYING O.D. TRANSFER

C) SELLING		NAME OF CURRENCY	BUYING			
T.T.& O.D.	B.C.		T.T.CLEAN	T.T.DOC	O.D.SIGHT EXP.BILLS	O.D. TRANSFER
84.9500	84.9500	US Dollar	84.2000	84.1500	84.1000	83.9000
119.4952	119.6366	G. B. POUND	115.8968	115.7224	115.4808	115.0191
102.1646	102.3999	EURO	98.2642	97.6082	97.4669	97.2757
0.7921	0.7984	JP.YEN	0.7651	0.7583	0.7571	0.7067
70.5068	70.6850	CAN.DLR	69.0848	69.0068	68.7974	68.1425
93.9647	94.1269	SWISS.FRANC	92.5110	92.3130	92.2138	91.6768
223.0000	222.7810	OMANIAN RIYAL	219.1501	211.9164	211.2743	203.0454
11.2500	11.4223	H.K.DLR	10.9127	10.9011	10.8693	10.8375
63.5683	66.2808	SING.DLR	62.5304		61.2817	57.5570
2.6292	2.6337	THI.BAHT	2.5960		2.5857	2.5781
20.4285	20.4479	MAL.RINGIT	20.1761		20.0959	20.0370
23.3010	23.3092	UAE.DIRHAM			22.9816	22.9975
22.8152	22.8732	SAUDI RIYAL			22.5055	22.4400
20.5000	21.4562	QATAR RIYAL				19.0000
280.3505	287.7057	KUWAIT DINAR				251.0000
224.7528	224.0943	BAHRAIN DINAR				216.0355
13.5733	14.1737	CHINESE YUAN				12.5000

D) USANCE RATE:	30 DAYS	60 DAYS	90 DAYS	120 DAYS	150 DAYS	180 DAYS
US Dollar	83.5988	83.1077	82.6165	82.1253	81.6342	81.1430
G. B. POUND	114.8047	114.1287	113.1629	112.7765	112.1005	111.4244
EURO	96.8937	96.3205	95.5016	95.1741	94.6009	94.0277

E) FORWARD RATE:		1 MONTH	2 MONTHS	3 MONTHS	6 MONTHS	1 YEAR
SELLING	US Dollar	85.5270	85.8040	86.1309	87.3119	0.0000
BUYING	US Dollar	84.6053	85.0604	85.3158	86.5315	0.0000


F) NFCD INTT RATE, EFFECT ON: 01.07.2021 To 15.07.2021	1 MONTH	3 MONTHS	6 MONTHS	12 MONTHS
US Dollar	0.10262	0.13754	0.16259	0.24389
G. B. POUND	0.05561	0.07855	0.10474	0.17295
EURO	0.00000	0.00000	0.00000	0.00000


G) LIBOR AS ON 13/07/2021 , 60 DAYS 0.12175 90 DAYS 0.12613 180 DAYS 0.15150


H) INDICATIVE RATE OF 01 SDR ,USD WITH NTL, CUR OF ACU MEMBERS AS IMF RATE 09/07/2021	IN.RS	N.RS	SL.RS	PK.RS	BD TK	USD
USD 1	74.6446	111.1706	176.8582	135.9313	84.5800	
SDR 1	106.3421	158.3787	251.9603	193.6540	120.4965	1.4246

IN CASE OF AUS. DOLLAR CASH RATE WILL BE USED FOR T.T ALSO

Rates mentioned in row C, D, E and F are applicable only for bank's own customers.

  
Md. Nur Islam  
PO  
Prepared By

  
Syeda Hasinatul Jannat  
SPO  
Checked By

  
Shipra Biswas  
AGM  
Authorized Signature

  
Md. Yakut Mia  
DGM  
Authorized Signature