

TEL. 9575997, 9567298, 9554725

JANATA BANK LIMITED

For Previous Rate Sheet Click

PABX-575,

TREASURY DEPARTMENT

<https://goo.gl/URA0t4>

Mail: fxdeal@janatabank-bd.com

HEAD OFFICE, DHAKA

Exchange Rate Circular - 11

**INDICATIVE ONLY: Rates may vary in the**

DATE: 15 Jan 2020

EFFECTIVE DATE: 15 Jan'2020

same day

Wednesday

A) CROSS RATE OF SYD, TOK, HKG &amp; S.E. ASIAN MARKETS AS ON 15/01/2020

	GBP/USD	EUR/USD	USD/JPY	USD/C.DLR	USD/S.FRA	AUD/USD
SELLING	1.3025	1.1130	109.8800	1.3062	0.9671	0.6937
BUYING	1.3021	1.1129	109.9100	1.3067	0.9674	0.6937

B) JANATA BANK LTD'S CASH

CURRENCY &amp; T.C TO PUBLIC TK PER UNIT OF FOREIGN CURREN

SELLING	CURRENCY	BUYING	SELLING	CURRENCY	BUYING
87.7500	US Dollar	86.7500	23.5000	Saudi Riyal	22.0000
112.8000	G. B. Pound	109.7000	23.5000	UAE. Dirham	22.5000
96.4000	Euro	94.0000	20.5000	MAL.Ringit	19.4000
58.9500	Aus. Dollar	56.9500	1.2600	Indian Rupee	1.2000

BE SAME AS SELLING T.T.&amp; O.D AND BUYING O.D. TRANSFER

C)	SELLING		NAME OF CURRENCY	BUYING			
	T.T.& O.D.	B.C.		T.T.CLEAN	T.T.DOC	O.D.SIGHT EXP.BILLS	O.D. TRANSFER
	84.9500	84.9500	US Dollar	84.2000	84.1500	84.1000	83.9000
	111.5856	111.7247	G. B. POUND	110.2660	109.9488	109.7269	109.2850
	96.5005	96.6339	EURO	95.4294	95.0792	94.8541	93.9790
	0.7952	0.8006	JP.YEN	0.7742	0.7674	0.7661	0.7634
	67.0473	67.1915	CAN.DLR	66.9012	66.7268	66.5276	65.9185
	88.4914	88.6624	SWISS.FRANC	87.8163	87.6233	87.5377	87.4322
	219.0435	219.2079	OMANIAN RIYAL	218.1273	217.8935	217.2515	215.9295
	11.0000	11.4092	H.K.DLR	10.8992	10.8877	10.8559	10.8241
	64.7055	66.1778	SING.DLR	64.8643		64.6143	62.9709
	2.8272	2.8382	THI.BAHT	2.7992		2.7881	2.7799
	20.9884	21.0457	MAL.RINGIT	20.7720		20.6893	20.6287
	23.3010	23.3092	UAE.DIRHAM			22.9816	22.9143
	22.8116	22.8696	SAUDI RIYAL			22.5007	22.4300
	22.9874	23.6392	QATAR RIYAL				22.2013
	280.9769	281.2758	KUWAIT DINAR				274.0000
	224.0027	224.0822	BAHRAIN DINAR				219.2478
	13.1516	13.3626	CHINESE YUAN				12.6492

D) USANCE RATE:	30 DAYS	60 DAYS	90 DAYS	120 DAYS	150 DAYS	180 DAYS
US Dollar	83.5988	83.1077	82.6165	82.1253	81.6342	81.1430
G. B. POUND	109.0837	108.4405	107.5216	107.1540	106.5108	105.8676
EURO	94.2974	93.7408	92.9455	92.6274	92.0707	91.5141

E) FORWARD RATE:		1 MONTH	2 MONTHS	3 MONTHS	6 MONTHS	1 YEAR
SELLING	US Dollar	86.0894	86.5287	86.9181	88.2861	0.0000
BUYING	US Dollar	85.0982	85.1964	85.4946	85.6893	0.0000


F) NFCD INTT RATE, EFFECT ON: 01.01.2020 To 15.01.2020	1 MONTH	3 MONTHS	6 MONTHS	12 MONTHS
US Dollar	1.54938	1.69463	1.67075	1.75425
G. B. POUND	0.45975	0.54438	0.63238	0.73138
EURO	0.00000	0.00000	0.00000	0.00000


G) LIBOR AS ON 14/01/2020, 60 DAYS 1.78600 90 DAYS 1.84263 180 DAYS 1.86450

H) INDICATIVE RATE OF 01 SDR, USD WITH NTL, CUR OF ACU MEMBERS AS IMF RATE 10/01/2020	IN.RS	N.RS	SL.RS	PK.RS	BD TK	USD
USD 1	71.1138	114.8187	182.6619	140.3920	84.5800	
SDR 1	98.0931	158.3787	251.9603	193.6540	116.6680	1.3794


IN CASE OF AUS. DOLLAR CASH RATE WILL BE USED FOR T.T ALSO

Rates mentioned in row C, D, E and F are applicable only for bank's own customers.

  
 Md. Nur Islam  
 PO  
 Prepared By

  
 Md. Mokhlesur Rahman  
 SPO  
 Checked By

  
 M.M. Awrangzeb  
 AGM  
 Authorised Signature

  
 Md. Tofazzal Hossain  
 DGM  
 Authorised Signature