

TEL. 9554725, 55110031

PABX-575,

Mail: fxdeal@janatabank-bd.co

Exchange Rate Circular - 032



JANATA BANK LIMITED

TREASURY DEPT.(FRONT OFFICE)

HEAD OFFICE, DHAKA

INDICATIVE ONLY: Rates may vary in the

For Previous Rate Sheet Click

<https://goo.gl/URA0t4>

DATE : 15 Feb 2021

Monday

EFFECTIVE DATE: 15 Feb 2021

same day

A) CROSS RATE OF SYD, TOK, HKG & S.E. ASIAN MARKETS AS ON 15/02/2021

	GBP/USD	EUR/USD	USD/JPY	USD/C.DLR	USD/S.FRA	AUD/USD
SELLING	1.3899	1.2138	105.0300	1.2610	0.8906	0.7813
BUYING	1.3898	1.2134	105.0400	1.2610	0.8910	0.7813

B) JANATA BANK LTD'S CASH

CURRENCY & T.C TO PUBLIC TK PER UNIT OF FOREIGN CURRENCY

SELLING	CURRENCY	BUYING	SELLING	CURRENCY	BUYING
86.8000	US Dollar	84.1000	23.5000	Saudi Riyal	20.0000
117.9000	G. B. Pound	111.9000	24.0000	UAE. Dirham	22.0000
102.7500	Euro	97.0000	20.8000	MAL.Ringit	18.0000
66.8714	Aus. Dollar	57.4214	1.2200	Indian Rupee	1.1200

BE SAME AS SELLING T.T.& O.D AND BUYING O.D. TRANSFER

SELLING		NAME OF CURRENCY	BUYING			
T.T.& O.D.	B.C.		T.T.CLEAN	T.T.DOC	O.D.SIGHT EXP.BILLS	O.D. TRANSFER
84.9500	84.9500	US Dollar	84.2000	84.1500	84.1000	83.9000
120.1531	120.2948	G. B. POUND	116.5494	116.3744	116.1308	115.6672
105.1770	105.4134	EURO	101.2478	100.5886	100.4386	100.2387
0.8323	0.8386	JP.YEN	0.8049	0.7981	0.7967	0.7463
69.3630	69.5408	CAN.DLR	67.9520	67.8751	67.6691	67.0175
96.8430	97.0062	SWISS.FRANC	95.3291	95.1281	95.0206	94.4754
222.5057	222.7810	OMANIAN RIYAL	219.1501	211.9164	211.2743	210.1645
11.2500	11.4426	H.K.DLR	10.9328	10.9212	10.8893	10.8574
65.4227	67.8139	SING.DLR	64.0665		62.8116	57.1780
2.8745	2.8790	THI.BAHT	2.8386		2.8273	2.8190
21.2524	21.2721	MAL.RINGIT	20.9802		20.8967	20.8355
23.3010	23.3092	UAE.DIRHAM			22.9816	22.9975
22.8152	22.8732	SAUDI RIYAL			22.5055	22.4400
23.5000	23.4129	QATAR RIYAL				20.0000
282.7290	285.9705	KUWAIT DINAR				255.0000
224.7408	224.0822	BAHRAIN DINAR				215.9290
13.6139	14.2142	CHINESE YUAN				12.5000

D) USANCE RATE:	30 DAYS	60 DAYS	90 DAYS	120 DAYS	150 DAYS	180 DAYS
US Dollar	83.5988	83.1077	82.6165	82.1253	81.6342	81.1430
G. B. POUND	115.4509	114.7711	113.7998	113.4113	112.7314	112.0516
EURO	99.8480	99.2574	98.4136	98.0762	97.4855	96.8949

E) FORWARD RATE:		1 MONTH	2 MONTHS	3 MONTHS	6 MONTHS	1 YEAR
SELLING	US Dollar	85.5270	85.8040	86.1309	87.3119	0.0000
BUYING	US Dollar	84.6053	85.0604	85.3158	86.5315	0.0000


F) NFCD INTT RATE, EFFECT ON: 01.02.2021 To 15.02.2021	1 MONTH	3 MONTHS	6 MONTHS	12 MONTHS
US Dollar	0.11920	0.20138	0.22269	0.31035
G. B. POUND	0.02569	0.03928	0.04377	0.08267
EURO	0.00000	0.00000	0.00000	0.00000

G) LIBOR AS ON 12/02/2021, 60 DAYS 0.15075 90 DAYS 0.19375 180 DAYS 0.20075


H) INDICATIVE RATE OF 01 SDR, USD WITH NTL, CUR OF ACU MEMBERS AS IMF RATE 12/02/2021	IN.RS	N.RS	SL.RS	PK.RS	BD TK	USD
USD 1	72.7998	109.9281	174.8816	134.4121	84.5800	
SDR 1	104.8861	158.3787	251.9603	193.6540	121.8584	1.4407

IN CASE OF AUS. DOLLAR CASH RATE WILL BE USED FOR T.T ALSO


Rates mentioned in row C, D, E and F are applicable only for bank's own customers.




Md. Nur Islam
PO
Prepared By



Syeda Hasinatul Jannat
SPO
Checked By



Shipra Biswas
AGM
Authorized Signature



Md. Yakut Mia
DGM
Authorized Signature