

TEL. 9554725, 55110031

PABX-575,

Mail: fxdeal@janatabank-bd.com

Exchange Rate Circular - 128

EFFECTIVE DATE: 15-17 July 2021

JANATA BANK LIMITED

TREASURY DEPT.(FRONT OFFICE)

HEAD OFFICE, DHAKA

INDICATIVE ONLY: Rates may vary in the

same day

For Previous Rate Sheet Click

<https://goo.gl/URA0t4>

DATE : 15 Jul 2021

Thursday

A) CROSS RATE OF SYD, TOK, HKG &amp; S.E ASIAN MARKETS AS ON 15/07/2021

	GBP/USD	EUR/USD	USD/JPY	USD/C.DLR	USD/S.FRA	AUD/USD
SELLING	1.3833	1.1831	109.8700	1.2439	0.9147	0.7526
BUYING	1.3832	1.1830	109.8800	1.2439	0.9148	0.7526

B) JANATA BANK LTD'S CASH

CURRENCY &amp; T.C TO PUBLIC TK PER UNIT OF FOREIGN CURRENCY

SELLING	CURRENCY	BUYING	SELLING	CURRENCY	BUYING
86.9000	US Dollar	84.5000	23.5000	Saudi Riyal	20.7000
117.0000	G. B. Pound	111.0000	24.0000	UAE. Dirham	21.5000
103.7000	Euro	100.0000	20.8000	MAL.Ringit	18.0000
64.4334	Aus. Dollar	54.9834	1.2400	Indian Rupee	1.1500

BE SAME AS SELLING T.T.&amp; O.D AND BUYING O.D. TRANSFER

SELLING		NAME OF CURRENCY	BUYING			
T.T.& O.D.	B.C.		T.T.CLEAN	T.T.DOC	O.D.SIGHT EXP.BILLS	O.D. TRANSFER
84.9500	84.9500	US Dollar	84.2000	84.1500	84.1000	83.9000
119.5892	119.7307	G. B. POUND	115.9900	115.8155	115.5736	115.1117
102.5497	102.7852	EURO	98.6711	98.0146	97.8722	97.6797
0.7964	0.8027	JP.YEN	0.7694	0.7626	0.7613	0.7110
70.2959	70.4741	CAN.DLR	68.8760	68.7982	68.5894	67.9351
94.3112	94.4735	SWISS.FRANC	92.8541	92.6557	92.5555	92.0175
223.0000	222.7810	OMANIAN RIYAL	219.1501	211.9164	211.2743	203.0454
11.2500	11.4224	H.K.DLR	10.9127	10.9011	10.8693	10.8375
63.6056	66.3181	SING.DLR	62.5858		61.3369	57.6120
2.6276	2.6321	THI.BAHT	2.5944		2.5841	2.5765
20.4430	20.4625	MAL.RINGIT	20.1954		20.1150	20.0561
23.3010	23.3092	UAE.DIRHAM			22.9816	22.9975
22.8189	22.8769	SAUDI RIYAL			22.5091	22.4400
20.5000	21.4906	QATAR RIYAL				19.0000
280.3505	287.7057	KUWAIT DINAR				251.0000
224.7528	224.0943	BAHRAIN DINAR				216.0355
13.5893	14.1896	CHINESE YUAN				12.5000

D) USANCE RATE:	30 DAYS	60 DAYS	90 DAYS	120 DAYS	150 DAYS	180 DAYS
US Dollar	83.5988	83.1077	82.6165	82.1253	81.6342	81.1430
G. B. POUND	114.8970	114.2204	113.2538	112.8672	112.1906	111.5140
EURO	97.2966	96.7210	95.8988	95.5699	94.9943	94.4187

E) FORWARD RATE:		1 MONTH	2 MONTHS	3 MONTHS	6 MONTHS	1 YEAR
SELLING	US Dollar	85.5270	85.8040	86.1309	87.3119	0.0000
BUYING	US Dollar	84.6053	85.0604	85.3158	86.5315	0.0000


F) NFCD INTT RATE, EFFECT ON: 01.07.2021 To 15.07.2021	1 MONTH	3 MONTHS	6 MONTHS	12 MONTHS
US Dollar	0.10262	0.13754	0.16259	0.24389
G. B. POUND	0.05561	0.07855	0.10474	0.17295
EURO	0.00000	0.00000	0.00000	0.00000


G) LIBOR AS ON 14/07/2021 , 60 DAYS 0.11638 90 DAYS 0.12638 180 DAYS 0.15075


H) INDICATIVE RATE OF 01 SDR ,USD WITH NTL, CUR OF ACU MEMBERS AS IMF RATE 09/07/2021	IN.RS	N.RS	SL.RS	PK.RS	BD TK	USD
USD 1	74.6446	111.1706	176.8582	135.9313	84.5800	
SDR 1	106.3421	158.3787	251.9603	193.6540	120.4965	1.4246


IN CASE OF AUS. DOLLAR CASH RATE WILL BE USED FOR T.T ALSO

Rates mentioned in row C, D, E and F are applicable only for bank's own customers.

  
Md. Nur Islam  
PO  
Prepared By

  
Md. Muzahidul Islam  
PO  
Checked By

  
Shipra Biswas  
AGM  
Authorized Signature

  
Md. Yakut Mia  
DGM  
Authorized Signature