

TEL. 9575997, 9567298, 9554725

JANATA BANK LIMITED

For Previous Rate Sheet Click

PABX-575,

TREASURY DEPARTMENT

<https://goo.gl/URA0t4>

Mail: fxdeal@janatabank-bd.com

HEAD OFFICE, DHAKA

EID MUBARAK

Exchange Rate Circular - 168

INDICATIVE ONLY: Rates may vary in the

DATE: 15 Sep 2019

EFFECTIVE DATE: 15 Sep'19

same day

Sunday

A) CROSS RATE OF N.Y CLOSING & S.E. ASIAN MARKETS AS ON 13/09/2019

	GBP/USD	EUR/USD	USD/JPY	USD/C.DLR	USD/S.FRA	AUD/USD
SELLING	1.2503	1.1077	108.0700	1.3283	0.9902	0.6879
BUYING	1.2500	1.1073	108.1000	1.3287	0.9906	0.6877

B) JANATA BANK LTD'S CASH

CURRENCY & T.C TO PUBLIC TK PER UNIT OF FOREIGN CURREN

SELLING	CURRENCY	BUYING	SELLING	CURRENCY	BUYING
86.2000	US Dollar	85.2000	22.5000	Saudi Riyal	21.4000
107.2000	G. B. Pound	103.4000	23.2000	UAE. Dirham	22.2000
95.4000	Euro	92.4000	20.8000	MAL.Ringit	19.8000
58.1000	Aus. Dollar	56.1000	1.2500	Indian Rupee	1.1700

BE SAME AS SELLING T.T.& O.D AND BUYING O.D. TRANSFER

C)	SELLING		NAME OF CURRENCY	BUYING			
	T.T.& O.D.	B.C.		T.T.CLEAN	T.T.DOC	O.D.SIGHT EXP.BILLS	O.D. TRANSFER
	84.4500	84.5000	US Dollar	83.7500	83.7000	83.6500	83.5300
	106.5380	106.6755	G. B. POUND	104.4500	104.1375	103.9326	103.5076
	95.4263	95.5096	EURO	93.2146	92.5349	92.4448	91.8747
	0.8039	0.8093	JP.YEN	0.7767	0.7699	0.7686	0.7659
	65.6034	65.7472	CAN.DLR	64.9842	64.8110	64.6174	64.3138
	85.8623	86.1226	SWISS.FRANC	84.5337	84.3428	84.0966	83.8503
	218.4042	218.5688	OMANIAN RIYAL	215.2468	215.0130	214.3795	213.0657
	11.0000	11.2872	H.K.DLR	10.6943	10.6828	10.6516	10.6204
	63.1838	64.6557	SING.DLR	62.8911		62.6480	61.0104
	2.7942	2.8051	THI.BAHT	2.7441		2.7331	2.7251
	20.4444	20.5016	MAL.RINGIT	20.0768		19.9967	19.9381
	23.1731	23.1812	UAE.DIRHAM			22.6801	22.6136
	22.6893	22.7473	SAUDI RIYAL			22.2031	22.1400
	22.8000	23.4518	QATAR RIYAL				22.0000
	279.3360	279.6348	KUWAIT DINAR				269.0000
	222.8338	222.9134	BAHRAIN DINAR				216.1662
	12.6690	12.9832	CHINESE YUAN				12.0763

D) USANCE RATE:	30 DAYS	60 DAYS	90 DAYS	120 DAYS	150 DAYS	180 DAYS
US Dollar	83.1515	82.6629	82.1744	81.6858	81.1973	80.7088
G. B. POUND	103.3233	102.7140	101.8436	101.4954	100.8861	100.2769
EURO	91.9010	91.3573	90.5805	90.2698	89.7260	89.1823

E) FORWARD RATE:		1 MONTH	2 MONTHS	3 MONTHS	6 MONTHS	1 YEAR
SELLING	US Dollar	84.9771	85.4241	85.9112	87.2724	0.0000
BUYING	US Dollar	84.0466	84.3432	84.6398	85.5297	0.0000


F) NFCD INTT RATE, EFFECT ON: 01.09.19 To 15.09.19	1 MONTH	3 MONTHS	6 MONTHS	12 MONTHS
US Dollar	1.88513	1.87413	1.78513	1.69938
G. B. POUND	0.44475	0.50975	0.52925	0.57650
EURO	0.00000	0.00000	0.00000	0.00000


G) LIBOR AS ON 13/09/2019, 60 DAYS 2.11513 90 DAYS 2.13938 180 DAYS 2.07025


H) INDICATIVE RATE OF 01 SDR, USD WITH NTL, CUR OF ACU MEMBERS AS IMF RATE 13/09/2019	IN.RS	N.RS	SL.RS	PK.RS	BD TK	USD
USD 1	71.9318	115.3667	183.5336	141.0620	84.1050	
SDR 1	98.7500	158.3787	251.9603	193.6540	115.4618	1.3728


IN CASE OF AUS. DOLLAR CASH RATE WILL BE USED FOR T.T ALSO

Rates mentioned in row C, D, E and F are applicable only for bank's own customers.


Md. Tufail Ahmed
Officer
Prepared By


Md. Mokhlesur Rahman
SPO
Checked By


M.M. Awrangzeb
AGM
Authorized Signature


Md. Tofazzal Hossain
DGM
Authorised Signature