

TEL. 9554725, 55110031

PABX-575,

Mail: fxdeal@janatabank-bd.co

Exchange Rate Circular - 179



JANATA BANK LIMITED

TREASURY DEPT.(FRONT OFFICE)

HEAD OFFICE, DHAKA

INDICATIVE ONLY: Rates may vary in the

For Previous Rate Sheet Click

<https://goo.gl/URA0t4>

DATE : 15 Nov 2020

Sunday

EFFECTIVE DATE: 15 Nov' 2020

same day

A) CROSS RATE OF N.Y CLOSING & S.E. ASIAN MARKETS AS ON 13/11/2020

	GBP/USD	EUR/USD	USD/JPY	USD/C.DLR	USD/S.FRA	AUD/USD
SELLING	1.3190	1.1836	104.6200	1.3131	0.9126	0.7271
BUYING	1.3186	1.1832	104.6500	1.3135	0.9130	0.7268

B) JANATA BANK LTD'S CASH

CURRENCY & T.C TO PUBLIC TK PER UNIT OF FOREIGN CURRENCY

SELLING	CURRENCY	BUYING	SELLING	CURRENCY	BUYING
87.0000	US Dollar	84.2000	23.6000	Saudi Riyal	20.0000
112.9000	G. B. Pound	105.9000	23.5000	UAE. Dirham	20.0000
101.0000	Euro	94.0000	21.0000	MAL.Ringit	19.0000
61.0000	Aus. Dollar	53.0000	1.2200	Indian Rupee	1.1300

BE SAME AS SELLING T.T.& O.D AND BUYING O.D. TRANSFER

C) SELLING		NAME OF CURRENCY	BUYING			
T.T.& O.D.	B.C.		T.T.CLEAN	T.T.DOC	O.D.SIGHT EXP.BILLS	O.D. TRANSFER
84.9500	84.9500	US Dollar	84.2000	84.1500	84.1000	83.9000
114.0954	114.2349	G. B. POUND	110.5145	110.3459	110.1199	109.6739
102.5925	102.8280	EURO	98.6880	98.0315	97.8891	97.6966
0.8355	0.8418	JP.YEN	0.8079	0.8011	0.7997	0.7493
66.6702	66.8471	CAN.DLR	65.2654	65.1914	64.9932	64.3494
94.5265	94.6889	SWISS.FRANC	93.0368	92.8382	92.7375	92.1989
222.6675	222.9428	OMANIAN RIYAL	218.9958	211.7623	211.1206	200.0000
11.2500	11.4413	H.K.DLR	10.9313	10.9197	10.8878	10.8559
66.5665	66.6513	SING.DLR	62.8970		61.6468	54.0000
2.8450	2.8495	THI.BAHT	2.8085		2.7973	2.7891
20.8095	20.8291	MAL.RINGIT	20.5479		20.4661	20.4062
23.3004	23.3086	UAE.DIRHAM			22.9841	22.9225
22.8201	22.8781	SAUDI RIYAL			22.5085	22.4400
23.5000	23.5903	QATAR RIYAL				20.0000
282.5214	282.8374	KUWAIT DINAR				240.0000
224.0482	224.0822	BAHRAIN DINAR				209.0000
13.3133	13.9136	CHINESE YUAN				12.5000

D) USANCE RATE:	30 DAYS	60 DAYS	90 DAYS	120 DAYS	150 DAYS	180 DAYS
US Dollar	83.5988	83.1077	82.6165	82.1253	81.6342	81.1430
G. B. POUND	109.4752	108.8306	107.9096	107.5412	106.8966	106.2519
EURO	97.3134	96.7377	95.9153	95.5864	95.0107	94.4350

E) FORWARD RATE:		1 MONTH	2 MONTHS	3 MONTHS	6 MONTHS	1 YEAR
SELLING	US Dollar	85.5270	85.8040	86.1309	87.3119	0.0000
BUYING	US Dollar	84.6053	85.0604	85.3158	86.5315	0.0000


F) NFCD INTT RATE, EFFECT ON: 01.11.2020 To 15.11.2020	1 MONTH	3 MONTHS	6 MONTHS	12 MONTHS
US Dollar	0.13990	0.21521	0.24152	0.32930
G. B. POUND	0.04327	0.04439	0.05674	0.12507
EURO	0.00000	0.00000	0.00000	0.00000


G) LIBOR AS ON 13/11/2020 , 60 DAYS 0.16900 90 DAYS 0.22200 180 DAYS 0.24600


H) INDICATIVE RATE OF 01 SDR ,USD WITH NTL, CUR OF ACU MEMBERS AS IMF RATE 13/11/2020	IN.RS	N.RS	SL.RS	PK.RS	BD TK	USD
USD 1	74.6713	111.5488	177.4599	136.3938	84.5800	
SDR 1	106.0195	158.3787	251.9603	193.6540	120.0880	1.4198

IN CASE OF AUS. DOLLAR CASH RATE WILL BE USED FOR T.T ALSO

Rates mentioned in row C, D, E and F are applicable only for bank's own customers.


Md. Nur Islam
PO
Prepared By


Syeda Hasinatul Jannat
SPO
Checked By


M.M Awrangzeb
AGM
Authorized Signature


Md. Yakut Mia
DGM
Authorized Signature