

TEL. 9554725, 55110031

PABX-575,

Mail: fxdeal@janatabank-bd.co

Exchange Rate Circular - 033



JANATA BANK LIMITED

TREASURY DEPT.(FRONT OFFICE)

HEAD OFFICE, DHAKA

INDICATIVE ONLY: Rates may vary in the

For Previous Rate Sheet Click

<https://goo.gl/URA0t4>

DATE : 16 Feb 2021

Tuesday

EFFECTIVE DATE: 16 Feb 2021

same day

A) CROSS RATE OF SYD, TOK, HKG & S.E. ASIAN MARKETS AS ON 16/02/2021

	GBP/USD	EUR/USD	USD/JPY	USD/C.DLR	USD/S.FRA	AUD/USD
SELLING	1.3950	1.2147	105.5500	1.2549	0.8886	0.7847
BUYING	1.3949	1.2146	105.5800	1.2549	0.8887	0.7847

B) JANATA BANK LTD'S CASH

CURRENCY & T.C TO PUBLIC TK PER UNIT OF FOREIGN CURRENCY

SELLING	CURRENCY	BUYING	SELLING	CURRENCY	BUYING
86.8000	US Dollar	84.1000	23.5000	Saudi Riyal	20.0000
118.4000	G. B. Pound	112.4000	24.0000	UAE. Dirham	22.0000
102.8500	Euro	97.0000	20.8000	MAL.Ringit	18.0000
67.1603	Aus. Dollar	57.7103	1.2200	Indian Rupee	1.1200

BE SAME AS SELLING T.T.& O.D AND BUYING O.D. TRANSFER

SELLING		NAME OF CURRENCY	BUYING			
T.T.& O.D.	B.C.		T.T.CLEAN	T.T.DOC	O.D.SIGHT EXP.BILLS	O.D. TRANSFER
84.9500	84.9500	US Dollar	84.2000	84.1500	84.1000	83.9000
120.5888	120.7307	G. B. POUND	116.9817	116.8062	116.5614	116.0965
105.2540	105.4905	EURO	101.3495	100.6902	100.5399	100.3397
0.8283	0.8346	JP.YEN	0.8008	0.7940	0.7926	0.7422
69.6929	69.8708	CAN.DLR	68.2787	68.2015	67.9945	67.3419
97.0593	97.2226	SWISS.FRANC	95.5753	95.3740	95.2658	94.7199
222.5057	222.7810	OMANIAN RIYAL	219.1501	211.9164	211.2743	210.1645
11.2500	11.4432	H.K.DLR	10.9334	10.9218	10.8899	10.8580
65.5010	67.8923	SING.DLR	64.1392		62.8841	57.2500
2.8716	2.8761	THI.BAHT	2.8357		2.8244	2.8162
21.2945	21.3143	MAL.RINGIT	21.0270		20.9434	20.8821
23.3010	23.3092	UAE.DIRHAM			22.9816	22.9975
22.8152	22.8732	SAUDI RIYAL			22.5055	22.4400
23.5000	23.6000	QATAR RIYAL				20.0000
282.7290	285.9705	KUWAIT DINAR				255.0000
224.7408	224.0822	BAHRAIN DINAR				215.9290
13.6139	14.2142	CHINESE YUAN				12.5000

D) USANCE RATE:	30 DAYS	60 DAYS	90 DAYS	120 DAYS	150 DAYS	180 DAYS
US Dollar	83.5988	83.1077	82.6165	82.1253	81.6342	81.1430
G. B. POUND	115.8790	115.1966	114.2218	113.8318	113.1494	112.4670
EURO	99.9487	99.3575	98.5129	98.1751	97.5839	96.9927

E) FORWARD RATE:		1 MONTH	2 MONTHS	3 MONTHS	6 MONTHS	1 YEAR
SELLING	US Dollar	85.5270	85.8040	86.1309	87.3119	0.0000
BUYING	US Dollar	84.6053	85.0604	85.3158	86.5315	0.0000


F) NFCD INTT RATE, EFFECT ON: 16.02.2021 To 28.02.2021	1 MONTH	3 MONTHS	6 MONTHS	12 MONTHS
US Dollar	0.10549	0.19102	0.20437	0.29975
G. B. POUND	0.03317	0.05200	0.07020	0.12257
EURO	0.00000	0.00000	0.00000	0.00000


G) LIBOR AS ON 15/02/2021 , 60 DAYS 0.15088 90 DAYS 0.19150 180 DAYS 0.20488


H) INDICATIVE RATE OF 01 SDR ,USD WITH NTL, CUR OF ACU MEMBERS AS IMF RATE 12/02/2021	IN.RS	N.RS	SL.RS	PK.RS	BD TK	USD
USD 1	72.7998	109.9281	174.8816	134.4121	84.5800	
SDR 1	104.8861	158.3787	251.9603	193.6540	121.8584	1.4407


IN CASE OF AUS. DOLLAR CASH RATE WILL BE USED FOR T.T ALSO

Rates mentioned in row C, D, E and F are applicable only for bank's own customers.


Md. Nur Islam
PO
Prepared By


Syeda Hasinatul Jannat
SPO
Checked By


Shipra Biswas
AGM
Authorized Signature


Md. Yakut Mia
DGM
Authorized Signature