

TEL. 9575997, 9567298, 9554725

JANATA BANK LIMITED

For Previous Rate Sheet Click

PABX-575,

TREASURY DEPARTMENT

<https://goo.gl/URA0t4>

Mail: fxdeal@janatabank-bd.com

HEAD OFFICE, DHAKA

Exchange Rate Circular - 190

INDICATIVE ONLY: Rates may vary in the

DATE : 16 Oct 2019

EFFECTIVE DATE: 16 Oct'19

same day

Wednesday

A) CROSS RATE OF SYD, TOK, HKG & S.E. ASIAN MARKETS AS ON 16/10/2019

	GBP/USD	EUR/USD	USD/JPY	USD/C.DLR	USD/S.FRA	AUD/USD
SELLING	1.2754	1.1032	108.6300	1.3209	0.9973	0.6774
BUYING	1.2750	1.1028	108.6600	1.3210	0.9981	0.6774

B) JANATA BANK LTD'S CASH

CURRENCY & T.C TO PUBLIC TK PER UNIT OF FOREIGN CURREN

SELLING	CURRENCY	BUYING	SELLING	CURRENCY	BUYING
86.9000	US Dollar	85.9000	22.5000	Saudi Riyal	21.4000
109.6000	G. B. Pound	105.8000	23.3000	UAE. Dirham	22.3000
95.8000	Euro	92.7000	20.8000	MAL.Ringit	19.5000
57.4000	Aus. Dollar	55.4000	1.2600	Indian Rupee	1.1800

BE SAME AS SELLING T.T.& O.D AND BUYING O.D. TRANSFER

C)	SELLING		NAME OF CURRENCY	BUYING			
	T.T.& O.D.	B.C.		T.T.CLEAN	T.T.DOC	O.D.SIGHT EXP.BILLS	O.D. TRANSFER
	84.7000	84.7500	US Dollar	84.0000	83.9500	83.9000	83.7800
	108.9896	109.1279	G. B. POUND	106.8598	106.5450	106.3330	105.9010
	95.3192	95.4022	EURO	93.6139	93.2646	93.0448	92.1749
	0.8022	0.8076	JP.YEN	0.7750	0.7682	0.7670	0.7642
	66.1516	66.2955	CAN.DLR	65.5404	65.3668	65.1716	64.5663
	85.5011	85.7612	SWISS.FRANC	84.2497	84.0595	83.9844	83.9192
	218.4894	218.6537	OMANIAN RIYAL	215.8904	215.6567	215.0211	213.7055
	11.0000	11.2853	H.K.DLR	10.6940	10.6825	10.6513	10.6201
	63.4294	64.9012	SING.DLR	63.1488		62.9048	61.2664
	2.8060	2.8170	THI.BAHT	2.7568		2.7458	2.7378
	20.3626	20.4198	MAL.RINGIT	19.9976		19.9178	19.8595
	23.2411	23.2493	UAE.DIRHAM			22.7454	22.6788
	22.7602	22.8182	SAUDI RIYAL			22.2743	22.2100
	22.9269	23.5788	QATAR RIYAL				22.2638
	279.7895	280.0882	KUWAIT DINAR				270.0000
	223.4311	223.5107	BAHRAIN DINAR				216.9772
	12.6702	12.9844	CHINESE YUAN				12.0893

D) USANCE RATE:	30 DAYS	60 DAYS	90 DAYS	120 DAYS	150 DAYS	180 DAYS
US Dollar	83.4000	82.9100	82.4200	81.9300	81.4400	80.9500
G. B. POUND	105.7097	105.0863	104.1958	103.8396	103.2163	102.5929
EURO	92.4987	91.9526	91.1725	90.8605	90.3144	89.7683

E) FORWARD RATE:		1 MONTH	2 MONTHS	3 MONTHS	6 MONTHS	1 YEAR
SELLING	US Dollar	85.2282	85.6764	86.1646	87.5293	0.0000
BUYING	US Dollar	84.2975	84.5950	84.8925	85.7850	0.0000


F) NFCD INTT RATE, EFFECT ON: 16.10.19 To 31.10.19	1 MONTH	3 MONTHS	6 MONTHS	12 MONTHS
US Dollar	1.64075	1.75088	1.72800	1.72313
G. B. POUND	0.46438	0.53250	0.60838	0.70713
EURO	0.00000	0.00000	0.00000	0.00000


G) LIBOR AS ON 15/10/2019, 60 DAYS 1.96738 90 DAYS 2.00213 180 DAYS 1.97725


H) INDICATIVE RATE OF 01 SDR, USD WITH NTL, CUR OF ACU MEMBERS AS IMF RATE 11/10/2019	IN.RS	N.RS	SL.RS	PK.RS	BD TK	USD
USD 1	71.0270	115.5582	183.8383	141.2961	84.3550	
SDR 1	97.3463	158.3787	251.9603	193.6540	115.6131	1.3706


IN CASE OF AUS. DOLLAR CASH RATE WILL BE USED FOR T.T ALSO

Rates mentioned in row C, D, E and F are applicable only for bank's own customers.


Md. Nur Islam
PO
Prepared By


Md. Mokhlesur Rahman
SPO
Checked By


M.M. Awrangzeb
AGM
Authorised Signature


Md. Tofazzal Hossain
DGM
Authorised Signature