

TEL. 9575997, 9567298, 9554725

JANATA BANK LIMITED

For Previous Rate Sheet Click

PABX-575,

TREASURY DEPARTMENT

<https://goo.gl/URA0t4>

Mail: fxdeal@janatabank-bd.com

HEAD OFFICE, DHAKA

Exchange Rate Circular - 34

INDICATIVE ONLY: Rates may vary in the

DATE: 17 Feb 2020

EFFECTIVE DATE: 17 Feb'2020

same day

Monday

A) CROSS RATE OF SYD, TOK, HKG & S.E. ASIAN MARKETS AS ON 17/02/2020

	GBP/USD	EUR/USD	USD/JPY	USD/C.DLR	USD/S.FRA	AUD/USD
SELLING	1.3049	1.0839	109.8100	1.3236	0.9825	0.6764
BUYING	1.3044	1.0838	109.8400	1.3239	0.9826	0.6764

B) JANATA BANK LTD'S CASH

CURRENCY & T.C TO PUBLIC TK PER UNIT OF FOREIGN CURREN

SELLING	CURRENCY	BUYING	SELLING	CURRENCY	BUYING
87.6000	US Dollar	86.4000	23.6000	Saudi Riyal	22.7000
113.0000	G. B. Pound	111.3000	24.0000	UAE. Dirham	23.0000
94.1000	Euro	91.8000	20.7000	MAL.Ringit	19.4000
60.5000	Aus. Dollar	58.5000	1.2600	Indian Rupee	1.1800

BE SAME AS SELLING T.T.& O.D AND BUYING O.D. TRANSFER

C)	SELLING		NAME OF CURRENCY	BUYING			
	T.T.& O.D.	B.C.		T.T.CLEAN	T.T.DOC	O.D.SIGHT EXP.BILLS	O.D. TRANSFER
	84.9500	84.9500	US Dollar	84.2000	84.1500	84.1000	83.9000
	111.7907	111.9298	G. B. POUND	110.4609	110.1435	109.9211	109.4787
	94.2602	94.3927	EURO	92.9629	92.6153	92.3974	91.5295
	0.7957	0.8011	JP.YEN	0.7747	0.7678	0.7666	0.7638
	66.1860	66.3299	CAN.DLR	66.0585	65.8850	65.6883	65.0815
	87.1043	87.2749	SWISS.FRANC	86.4609	86.2693	86.1878	86.0862
	222.3380	222.9023	OMANIAN RIYAL	219.0073	218.7737	218.1320	217.8104
	11.0000	11.4227	H.K.DLR	10.9128	10.9012	10.8694	10.8376
	62.7728	64.2444	SING.DLR	62.9740		62.7315	61.0936
	2.7474	2.7583	THI.BAHT	2.7202		2.7093	2.7014
	20.7015	20.7588	MAL.RINGIT	20.4833		20.4018	20.3421
	23.3010	23.3092	UAE.DIRHAM			22.9816	22.9143
	22.8183	22.8763	SAUDI RIYAL			22.5085	22.4400
	23.4874	23.9392	QATAR RIYAL				22.7013
	283.8203	284.1188	KUWAIT DINAR				275.0000
	224.0147	224.0943	BAHRAIN DINAR				219.2656
	13.0128	13.2238	CHINESE YUAN				11.5000

D) USANCE RATE:	30 DAYS	60 DAYS	90 DAYS	120 DAYS	150 DAYS	180 DAYS
US Dollar	83.5988	83.1077	82.6165	82.1253	81.6342	81.1430
G. B. POUND	109.2767	108.6324	107.7119	107.3437	106.6993	106.0550
EURO	91.8551	91.3128	90.5381	90.2283	89.6860	89.1437

E) FORWARD RATE:		1 MONTH	2 MONTHS	3 MONTHS	6 MONTHS	1 YEAR
SELLING	US Dollar	86.0894	86.5287	86.9181	88.2861	0.0000
BUYING	US Dollar	85.0982	85.1964	85.4946	85.6893	0.0000


F) NFCD INTT RATE, EFFECT ON: 16.02.2020 To 29.02.2020	1 MONTH	3 MONTHS	6 MONTHS	12 MONTHS
US Dollar	1.40013	1.45375	1.47538	1.56275
G. B. POUND	0.46000	0.50525	0.56438	0.64500
EURO	0.00000	0.00000	0.00000	0.00000

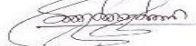
G) LIBOR AS ON 14/02/2020, 60 DAYS 1.66250 90 DAYS 1.69175 180 DAYS 1.71000


H) INDICATIVE RATE OF 01 SDR, USD WITH NTL, CUR OF ACU MEMBERS AS IMF RATE 14/02/2020	IN.RS	N.RS	SL.RS	PK.RS	BD TK	USD
USD 1	71.3864	115.8151	184.2469	141.6102	84.5800	
SDR 1	97.6219	158.3787	251.9603	193.6540	115.6643	1.3675


IN CASE OF AUS. DOLLAR CASH RATE WILL BE USED FOR T.T ALSO

Rates mentioned in row C, D, E and F are applicable only for bank's own customers.


 Md. Nur Islam
 PO
 Prepared By


 Md. Mokhlesur Rahman
 SPO
 Checked By


 M.M. Awrangzeb
 AGM
 Authorised Signature


 Md. Tofazzal Hossain
 DGM
 Authorised Signature