

TEL. 9554725, 55110031

PABX-575,

Mail: fxdeal@janatabank-bd.co

Exchange Rate Circular - 035

EFFECTIVE DATE: 18-21 Feb 2021

JANATA BANK LIMITED

TREASURY DEPT.(FRONT OFFICE)

HEAD OFFICE, DHAKA

INDICATIVE ONLY: Rates may vary in the

same day

For Previous Rate Sheet Click

<https://goo.gl/URA0t4>

DATE: 18 Feb 2021

Thursday

A) CROSS RATE OF SYD, TOK, HKG & S.E. ASIAN MARKETS AS ON 18/02/2021

	GBP/USD	EUR/USD	USD/JPY	USD/C.DLR	USD/S.FRA	AUD/USD
SELLING	1.3849	1.2037	105.8600	1.2635	0.8989	0.7798
BUYING	1.3847	1.2036	105.8900	1.2635	0.8991	0.7798

B) JANATA BANK LTD'S CASH CURRENCY & T.C TO PUBLIC TK PER UNIT OF FOREIGN CURRENCY

SELLING	CURRENCY	BUYING	SELLING	CURRENCY	BUYING
86.8000	US Dollar	84.1000	23.5000	Saudi Riyal	20.0000
117.5000	G. B. Pound	111.5000	24.0000	UAE. Dirham	22.0000
101.9500	Euro	96.0000	20.8000	MAL.Ringit	18.0000
66.7440	Aus. Dollar	57.2940	1.2200	Indian Rupee	1.1200

BE SAME AS SELLING T.T.& O.D AND BUYING O.D. TRANSFER

SELLING		NAME OF CURRENCY	BUYING			
T.T.& O.D.	B.C.		T.T.CLEAN	T.T.DOC	O.D.SIGHT EXP.BILLS	O.D. TRANSFER
84.9500	84.9500	US Dollar	84.2000	84.1500	84.1000	83.9000
119.7259	119.8674	G. B. POUND	116.1172	115.9425	115.7003	115.2380
104.3126	104.5488	EURO	100.4171	99.7588	99.6113	99.4138
0.8259	0.8322	JP.YEN	0.7985	0.7916	0.7903	0.7398
69.2287	69.4064	CAN.DLR	67.8190	67.7423	67.5366	66.8854
95.9558	96.1186	SWISS.FRANC	94.4720	94.2719	94.1670	93.6243
222.5057	222.7810	OMANIAN RIYAL	219.1501	211.9164	211.2743	210.1645
11.2500	11.4429	H.K.DLR	10.9331	10.9215	10.8896	10.8577
65.1791	67.5702	SING.DLR	63.7917		62.5379	56.9050
2.8573	2.8618	THI.BAHT	2.8225		2.8113	2.8031
21.2471	21.2669	MAL.RINGIT	20.9802		20.8967	20.8355
23.3010	23.3092	UAE.DIRHAM			22.9816	22.9975
22.8152	22.8732	SAUDI RIYAL			22.5055	22.4400
23.5000	23.6000	QATAR RIYAL				20.0000
282.5792	285.8206	KUWAIT DINAR				255.0000
224.7528	224.0943	BAHRAIN DINAR				216.0355
13.6215	14.2218	CHINESE YUAN				12.5000

D) USANCE RATE:	30 DAYS	60 DAYS	90 DAYS	120 DAYS	150 DAYS	180 DAYS
US Dollar	83.5988	83.1077	82.6165	82.1253	81.6342	81.1430
G. B. POUND	115.0229	114.3456	113.3780	112.9909	112.3135	111.6362
EURO	99.0255	98.4398	97.6030	97.2682	96.6825	96.0967

E) FORWARD RATE:		1 MONTH	2 MONTHS	3 MONTHS	6 MONTHS	1 YEAR
SELLING	US Dollar	85.5270	85.8040	86.1309	87.3119	0.0000
BUYING	US Dollar	84.6053	85.0604	85.3158	86.5315	0.0000


F) NFCD INTT RATE, EFFECT ON: 16.02.2021 To 28.02.2021	1 MONTH	3 MONTHS	6 MONTHS	12 MONTHS
US Dollar	0.10549	0.19102	0.20437	0.29975
G. B. POUND	0.03317	0.05200	0.07020	0.12257
EURO	0.00000	0.00000	0.00000	0.00000


G) LIBOR AS ON 17/02/2021, 60 DAYS 0.14813 90 DAYS 0.18138 180 DAYS 0.19775


H) INDICATIVE RATE OF 01 SDR, USD WITH NTL, CUR OF ACU MEMBERS AS IMF RATE 12/02/2021	IN.RS	N.RS	SL.RS	PK.RS	BD TK	USD
USD 1	72.7998	109.9281	174.8816	134.4121	84.5800	
SDR 1	104.8861	158.3787	251.9603	193.6540	121.8584	1.4407


IN CASE OF AUS. DOLLAR CASH RATE WILL BE USED FOR T.T ALSO

Rates mentioned in row C, D, E and F are applicable only for bank's own customers.


Md. Nur Islam
PO
Prepared By


Syeda Hasinatul Jannat
SPO
Checked By


Shipra Biswas
AGM
Authorized Signature


Md. Yakut Mia
DGM
Authorized Signature