

TEL. 9554725, 55110031

PABX-575,

Mail: fxdeal@janatabank-bd.com

Exchange Rate Circular - 071



JANATA BANK LIMITED

TREASURY DEPT.(FRONT OFFICE)

HEAD OFFICE, DHAKA

INDICATIVE ONLY: Rates may vary in the

For Previous Rate Sheet Click

<https://goo.gl/URA0t4>

DATE : 18 Apr 2021

Sunday

EFFECTIVE DATE: 18 Apr 2021

same day

A) CROSS RATE OF N.Y CLOSING & S.E. ASIAN MARKETS AS ON 16/04/2021

	GBP/USD	EUR/USD	USD/JPY	USD/C.DLR	USD/S.FRA	AUD/USD
SELLING	1.3833	1.1987	108.7700	1.2504	0.9200	0.7735
BUYING	1.3830	1.1883	108.8000	1.2508	0.9203	0.7733

B) JANATA BANK LTD'S CASH

CURRENCY & T.C TO PUBLIC TK PER UNIT OF FOREIGN CURRENCY

SELLING	CURRENCY	BUYING	SELLING	CURRENCY	BUYING
86.8000	US Dollar	84.1000	23.6000	Saudi Riyal	21.7000
116.9000	G. B. Pound	111.9000	24.0000	UAE. Dirham	23.0000
102.4000	Euro	98.0000	20.8000	MAL.Ringit	18.0000
66.2088	Aus. Dollar	56.7588	1.2400	Indian Rupee	1.1500

BE SAME AS SELLING T.T.& O.D AND BUYING O.D. TRANSFER

C) SELLING		NAME OF CURRENCY	BUYING			
T.T.& O.D.	B.C.		T.T.CLEAN	T.T.DOC	O.D.SIGHT EXP.BILLS	O.D. TRANSFER
84.9500	84.9500	US Dollar	84.2000	84.1500	84.1000	83.9000
119.5892	119.7307	G. B. POUND	115.9731	115.7986	115.5567	115.0949
103.8847	104.1207	EURO	99.1203	98.4634	98.3196	98.1259
0.8043	0.8106	JP.YEN	0.7770	0.7702	0.7689	0.7186
69.9383	70.1163	CAN.DLR	68.5001	68.4227	68.2150	67.5618
93.7722	93.9343	SWISS.FRANC	92.3004	92.1026	92.0040	91.4676
223.1503	222.9313	OMANIAN RIYAL	218.9844	211.7508	211.1093	206.8355
11.2500	11.4163	H.K.DLR	10.9065	10.8949	10.8631	10.8313
64.8748	67.2658	SING.DLR	63.5049		62.2523	59.3660
2.7486	2.7530	THI.BAHT	2.7141		2.7033	2.6953
20.7894	20.8090	MAL.RINGIT	20.5329		20.4513	20.3914
23.3010	23.3092	UAE.DIRHAM			22.9816	22.9975
22.8201	22.8781	SAUDI RIYAL			22.5067	22.4400
20.5000	21.8466	QATAR RIYAL				19.0000
283.5936	286.8354	KUWAIT DINAR				256.0000
225.0000	224.3415	BAHRAIN DINAR				215.7930
13.4795	14.0798	CHINESE YUAN				12.5000

D) USANCE RATE:	30 DAYS	60 DAYS	90 DAYS	120 DAYS	150 DAYS	180 DAYS
US Dollar	83.5988	83.1077	82.6165	82.1253	81.6342	81.1430
G. B. POUND	114.8802	114.2037	113.2372	112.8507	112.1742	111.4976
EURO	97.7414	97.1632	96.3372	96.0068	95.4286	94.8504

E) FORWARD RATE:		1 MONTH	2 MONTHS	3 MONTHS	6 MONTHS	1 YEAR
SELLING	US Dollar	85.5270	85.8040	86.1309	87.3119	0.0000
BUYING	US Dollar	84.6053	85.0604	85.3158	86.5315	0.0000


F) NFCD INTT RATE, EFFECT ON: 18.04.2021 To 30.04.2021	1 MONTH	3 MONTHS	6 MONTHS	12 MONTHS
US Dollar	0.11559	0.18778	0.22307	0.29165
G. B. POUND	0.04813	0.08217	0.10948	0.15711
EURO	0.00000	0.00000	0.00000	0.00000


G) LIBOR AS ON 16/04/2021, 60 DAYS 0.15150 90 DAYS 0.18825 180 DAYS 0.22363


H) INDICATIVE RATE OF 01 SDR, USD WITH NTL, CUR OF ACU MEMBERS AS IMF RATE 16/04/2021	IN.RS	N.RS	SL.RS	PK.RS	BD TK	USD
USD 1	74.5607	110.7507	176.1903	135.4180	84.5800	
SDR 1	106.6253	158.3787	251.9603	193.6540	120.9533	1.4300

IN CASE OF AUS. DOLLAR CASH RATE WILL BE USED FOR T.T ALSO

Rates mentioned in row C, D, E and F are applicable only for bank's own customers.


Md. Nur Islam
PO
Prepared By


Syeda Hasinatul Jannat
SPO
Checked By


Shipra Biswas
AGM
Authorized Signature


Md. Yakut Mia
DGM
Authorized Signature