

TEL. 9575997, 9567298, 9554725

JANATA BANK LIMITED

For Previous Rate Sheet Click

PABX-575,

TREASURY DEPARTMENT

<https://goo.gl/URA0t4>

Mail: fxdeal@janatabank-bd.com

HEAD OFFICE, DHAKA

Exchange Rate Circular - 132

INDICATIVE ONLY: Rates may vary in the

DATE: 18 Jul 2019

EFFECTIVE DATE: 18-20 July '19

same day

Thursday

A) CROSS RATE OF SYD, TOK, HKG & S.E. ASIAN MARKETS AS ON 18/07/2019

	GBP/USD	EUR/USD	USD/JPY	USD/C.DLR	USD/S.FRA	AUD/USD
SELLING	1.2440	1.1242	107.7100	1.3042	0.9852	0.7067
BUYING	1.2439	1.1241	107.7400	1.3045	0.9853	0.7067

B) JANATA BANK LTD'S CASH

CURRENCY & T.C TO PUBLIC TK PER UNIT OF FOREIGN CURREN

SELLING	CURRENCY	BUYING	SELLING	CURRENCY	BUYING
85.5000	US Dollar	84.5000	22.9000	Saudi Riyal	21.7500
106.6000	G. B. Pound	102.6000	23.2000	UAE. Dirham	22.2000
96.8000	Euro	93.8000	21.0000	MAL.Ringit	20.0000
59.7000	Aus. Dollar	57.7000	1.2800	Indian Rupee	1.2000

BE SAME AS SELLING T.T.& O.D AND BUYING O.D. TRANSFER

C)	SELLING		NAME OF CURRENCY	BUYING			
	T.T.& O.D.	B.C.		T.T.CLEAN	T.T.DOC	O.D.SIGHT EXP.BILLS	O.D. TRANSFER
	84.4500	84.5000	US Dollar	83.7500	83.7000	83.6500	83.5300
	106.0027	106.0400	G. B. POUND	103.9398	103.6278	103.4245	103.0009
	96.8307	96.9144	EURO	94.6197	93.9386	93.8444	93.2701
	0.8066	0.8120	JP.YEN	0.7793	0.7725	0.7712	0.7684
	65.2874	65.4316	CAN.DLR	64.6520	64.4775	64.2806	64.1335
	86.0986	86.2790	SWISS.FRANC	84.9879	84.7965	84.5490	84.3013
	217.8343	217.9986	OMANIAN RIYAL	215.2355	215.0017	214.3682	213.0545
	11.0000	11.2978	H.K.DLR	10.7054	10.6939	10.6626	10.6314
	63.8315	65.3036	SING.DLR	63.5407		63.2950	61.3555
	2.7588	2.7698	THI.BAHT	2.7103		2.6995	2.6916
	20.7080	20.7653	MAL.RINGIT	20.3355		20.2543	20.1950
	23.1731	23.1812	UAE.DIRHAM			22.6776	22.6112
	22.6912	22.7492	SAUDI RIYAL			22.2096	22.1400
	23.2819	23.3901	QATAR RIYAL				22.1799
	278.7830	279.0817	KUWAIT DINAR				269.0000
	222.9958	223.0754	BAHRAIN DINAR				216.2830
	13.0157	13.3300	CHINESE YUAN				12.4272

D) USANCE RATE:	30 DAYS	60 DAYS	90 DAYS	120 DAYS	150 DAYS	180 DAYS
US Dollar	83.1515	82.6629	82.1744	81.6858	81.1973	80.7088
G. B. POUND	102.8182	102.2119	101.3457	100.9992	100.3929	99.7866
EURO	93.2925	92.7405	91.9520	91.6366	91.0847	90.5327

E) FORWARD RATE:		1 MONTH	2 MONTHS	3 MONTHS	6 MONTHS	1 YEAR
SELLING	US Dollar	84.9771	85.4241	85.9112	87.2724	0.0000
BUYING	US Dollar	84.0466	84.3432	84.6398	85.5297	0.0000


F) NFCD INTT RATE, EFFECT ON: 16.07.19 To 31.07.19	1 MONTH	3 MONTHS	6 MONTHS	12 MONTHS
US Dollar	2.08200	2.07225	1.97925	1.98113
G. B. POUND	0.47100	0.51750	0.56588	0.65338
EURO	0.00000	0.00000	0.00000	0.00000

G) LIBOR AS ON 17/07/2019, 60 DAYS 2.29538 90 DAYS 2.30250 180 DAYS 2.19875


H) INDICATIVE RATE OF 01 SDR, USD WITH NTL, CUR OF ACU MEMBERS AS IMF RATE 12/07/2019	IN.RS	N.RS	SL.RS	PK.RS	BD TK	USD
USD 1	68.5852	114.4966	182.1494	139.9981	84.1050	
SDR 1	94.8713	158.3787	251.9603	193.6540	116.3392	1.3833


IN CASE OF AUS. DOLLAR CASH RATE WILL BE USED FOR T.T ALSO

Rates mentioned in row C, D, E and F are applicable only for bank's own customers.


 Md. Nur Islam
 PO
 Prepared By


 Md. Mokhlesur Rahman
 SPO
 Checked By


 M.M. Awrangeb
 AGM
 Authorized Signature


 Md. Tofazzal Hossain
 DGM
 Authorised Signature