

TEL. 9575997, 9567298, 9554725

JANATA BANK LIMITED

For Previous Rate Sheet Click

PABX-575,

TREASURY DEPT.(FRONT OFFICE)

<https://goo.gl/URA0t4>

Mail: fxdeal@janatabank-bd.com

HEAD OFFICE, DHAKA

Exchange Rate Circular - 120

INDICATIVE ONLY: Rates may vary in the

DATE : 18 Aug 2020

EFFECTIVE DATE: 18 Aug 2020

same day

Tuesday

A) CROSS RATE OF SYD, TOK, HKG & S.E. ASIAN MARKETS AS ON 18/08/2020

	GBP/USD	EUR/USD	USD/JPY	USD/C.DLR	USD/S.FRA	AUD/USD
SELLING	1.3130	1.1890	105.6300	1.3185	0.9052	0.7261
BUYING	1.3129	1.1886	105.6400	1.3189	0.9053	0.7261

B) JANATA BANK LTD'S CASH CURRENCY & T.C TO PUBLIC TK PER UNIT OF FOREIGN CURRENCY

SELLING	CURRENCY	BUYING	SELLING	CURRENCY	BUYING
87.7000	US Dollar	85.0000	23.6000	Saudi Riyal	20.0000
112.6000	G. B. Pound	105.6000	23.5000	UAE. Dirham	20.0000
103.1000	Euro	95.0000	21.0000	MAL.Ringit	19.0000
63.0000	Aus. Dollar	55.0000	1.2200	Indian Rupee	1.1300

BE SAME AS SELLING T.T.& O.D AND BUYING O.D. TRANSFER

SELLING		NAME OF CURRENCY	BUYING			
T.T.& O.D.	B.C.		T.T.CLEAN	T.T.DOC	O.D.SIGHT EXP.BILLS	O.D. TRANSFER
84.9500	84.9500	US Dollar	84.2000	84.1500	84.1000	83.9000
112.4827	112.6221	G. B. POUND	110.1814	109.8632	109.6387	109.1941
103.2546	103.5903	EURO	100.8457	100.4888	100.2449	99.3511
0.8266	0.8320	JP.YEN	0.8003	0.7935	0.7922	0.7417
66.4361	66.5800	CAN.DLR	66.1012	65.9274	65.7300	65.1226
95.0426	95.2158	SWISS.FRANC	93.8264	93.6270	93.5239	93.4009
222.3727	222.9370	OMANIAN RIYAL	218.9901	218.7565	218.1150	217.7934
11.0000	11.4463	H.K.DLR	10.9365	10.9249	10.8930	10.8611
64.6536	65.7354	SING.DLR	61.9908		60.7442	54.0000
2.7438	2.7548	THI.BAHT	2.7158		2.7050	2.6971
20.4443	20.5015	MAL.RINGIT	20.2291		20.1486	20.0896
23.3010	23.3092	UAE.DIRHAM			22.9816	22.9143
22.8201	22.8781	SAUDI RIYAL			22.5067	22.4400
23.5000	23.6000	QATAR RIYAL				20.0000
281.8013	282.7275	KUWAIT DINAR				267.0000
224.2739	224.3536	BAHRAIN DINAR				219.0349
13.0911	13.3021	CHINESE YUAN				11.5000

D) USANCE RATE:	30 DAYS	60 DAYS	90 DAYS	120 DAYS	150 DAYS	180 DAYS
US Dollar	83.5988	83.1077	82.6165	82.1253	81.6342	81.1430
G. B. POUND	108.9960	108.3533	107.4351	107.0678	106.4251	105.7824
EURO	99.6566	99.0684	98.2280	97.8918	97.3036	96.7153

E) FORWARD RATE:		1 MONTH	2 MONTHS	3 MONTHS	6 MONTHS	1 YEAR
SELLING	US Dollar	86.0894	86.5287	86.9181	88.2861	0.0000
BUYING	US Dollar	85.0982	85.1964	85.4946	85.6893	0.0000


F) NFCD INTT RATE, EFFECT ON: 16.08.2020 To 31.08.2020	1 MONTH	3 MONTHS	6 MONTHS	12 MONTHS
US Dollar	-0.09200	0.01475	0.08675	0.20788
G. B. POUND	-0.18825	-0.18225	-0.12487	0.03688
EURO	0.00000	0.00000	0.00000	0.00000

G) LIBOR AS ON 17/08/2020 , 60 DAYS 0.20888 90 DAYS 0.26775 180 DAYS 0.31963


H) INDICATIVE RATE OF 01 SDR ,USD WITH NTL, CUR OF ACU MEMBERS AS IMF RATE 14/08/2020	IN.RS	N.RS	SL.RS	PK.RS	BD TK	USD
USD 1	74.7721	112.3512	178.7363	137.3748	84.5800	
SDR 1	105.4044	158.3787	251.9603	193.6540	119.2304	1.4097

IN CASE OF AUS. DOLLAR CASH RATE WILL BE USED FOR T.T ALSO


Rates mentioned in row C, D, E and F are applicable only for bank's own customers.



Md. Nur Islam
PO
Prepared By



Syeda Hasinatul Jannat
SPO
Checked By



M.M. Awrangzeb
AGM
Authorized Signature



Md. Yakut Mia
DGM
Authorized Signature