

TEL. 9575997, 9567298, 9554725

JANATA BANK LIMITED

For Previous Rate Sheet Click

PABX-575,

TREASURY DEPARTMENT

<https://goo.gl/URA0t4>

Mail: fxdeal@janatabank-bd.com

HEAD OFFICE, DHAKA

Exchange Rate Circular - 212

**INDICATIVE ONLY: Rates may vary in the**

DATE: 18 Nov 2019

EFFECTIVE DATE: 18 Nov'19

same day

Monday

A) CROSS RATE OF SYD, TOK, HKG &amp; S.E. ASIAN MARKETS AS ON 18/11/2019

	GBP/USD	EUR/USD	USD/JPY	USD/C.DLR	USD/S.FRA	AUD/USD
SELLING	1.2929	1.1062	108.7900	1.3217	0.9894	0.6855
BUYING	1.2928	1.1061	108.8200	1.3218	0.9898	0.6855

B) JANATA BANK LTD'S CASH

CURRENCY &amp; T.C TO PUBLIC TK PER UNIT OF FOREIGN CURREN

SELLING	CURRENCY	BUYING	SELLING	CURRENCY	BUYING
86.9000	US Dollar	85.9000	22.8000	Saudi Riyal	21.8000
112.0000	G. B. Pound	108.3000	23.3000	UAE. Dirham	22.3000
96.9000	Euro	93.8000	20.5000	MAL.Ringit	19.4000
58.1500	Aus. Dollar	56.1500	1.2500	Indian Rupee	1.1800

BE SAME AS SELLING T.T.&amp; O.D AND BUYING O.D. TRANSFER

C)	SELLING		NAME OF CURRENCY	BUYING			
	T.T.& O.D.	B.C.		T.T.CLEAN	T.T.DOC	O.D.SIGHT EXP.BILLS	O.D. TRANSFER
	84.8000	84.8500	US Dollar	84.1000	84.0500	84.0000	83.8000
	110.6361	110.7749	G. B. POUND	109.3484	109.0321	108.8129	108.3737
	95.8080	95.9412	EURO	94.7424	94.3929	94.1698	93.2967
	0.8021	0.8075	JP.YEN	0.7810	0.7742	0.7729	0.7701
	66.2033	66.3472	CAN.DLR	66.0845	65.9109	65.7141	65.1074
	86.3058	86.5661	SWISS.FRANC	85.7324	85.5415	85.4621	85.3926
	218.8011	218.9654	OMANIAN RIYAL	217.8904	217.6566	217.0154	215.6941
	11.0000	11.3210	H.K.DLR	10.8116	10.8001	10.7685	10.7370
	64.0437	65.5158	SING.DLR	64.2180		63.9704	62.3289
	2.8267	2.8377	THI.BAHT	2.7987		2.7875	2.7794
	20.5877	20.6449	MAL.RINGIT	20.3705		20.2895	20.2301
	23.2738	23.2820	UAE.DIRHAM			22.9544	22.8872
	22.7941	22.8521	SAUDI RIYAL			22.4844	22.4200
	22.9599	23.6118	QATAR RIYAL				22.1740
	280.7217	281.0206	KUWAIT DINAR				273.0000
	223.7554	223.8350	BAHRAIN DINAR				218.9428
	12.8312	13.1455	CHINESE YUAN				12.3407

D) USANCE RATE:	30 DAYS	60 DAYS	90 DAYS	120 DAYS	150 DAYS	180 DAYS
US Dollar	83.4994	83.0088	82.5183	82.0277	81.5371	81.0465
G. B. POUND	108.1750	107.5372	106.6259	106.2614	105.6236	104.9857
EURO	93.6171	93.0645	92.2750	91.9591	91.4065	90.8538

E) FORWARD RATE:		1 MONTH	2 MONTHS	3 MONTHS	6 MONTHS	1 YEAR
SELLING	US Dollar	85.4387	85.8773	86.2660	87.6320	0.0000
BUYING	US Dollar	84.7979	84.9957	85.1936	85.8871	0.0000


F) NFCD INTT RATE, EFFECT ON: 16.11.19 To 30.11.19	1 MONTH	3 MONTHS	6 MONTHS	12 MONTHS
US Dollar	1.51538	1.65988	1.67225	1.73700
G. B. POUND	0.46225	0.54175	0.61613	0.71488
EURO	0.00000	0.00000	0.00000	0.00000

G) LIBOR AS ON 15/11/2019, 60 DAYS 1.83250 90 DAYS 1.90263 180 DAYS 1.91850


H) INDICATIVE RATE OF 01 SDR, USD WITH NTL, CUR OF ACU MEMBERS AS IMF RATE 15/11/2019	IN.RS	N.RS	SL.RS	PK.RS	BD TK	USD
USD 1	71.7111	115.2254	183.3089	140.8893	84.4550	
SDR 1	98.5678	158.3787	251.9603	193.6540	116.0844	1.3745


IN CASE OF AUS. DOLLAR CASH RATE WILL BE USED FOR T.T ALSO

Rates mentioned in row C, D, E and F are applicable only for bank's own customers.

  
 Md. Nur Islam  
 PO  
 Prepared By

  
 Md. Mokhlesur Rahman  
 SPO  
 Checked By

  
 M.M. Awrangzeb  
 AGM  
 Authorised Signature

  
 Md. Tofazzal Hossain  
 DGM  
 Authorised Signature