

TEL. 9554725, 55110031

PABX-575,

Mail: fxdeal@janatabank-bd.com

Exchange Rate Circular - 072



JANATA BANK LIMITED

TREASURY DEPT.(FRONT OFFICE)

HEAD OFFICE, DHAKA

INDICATIVE ONLY: Rates may vary in the

For Previous Rate Sheet Click

<https://goo.gl/URA0t4>

DATE : 19 Apr 2021

Monday

EFFECTIVE DATE: 19 Apr 2021

same day

A) CROSS RATE OF SYD, TOK, HKG & S.E. ASIAN MARKETS AS ON 19/04/2021

	GBP/USD	EUR/USD	USD/JPY	USD/C.DLR	USD/S.FRA	AUD/USD
SELLING	1.3834	1.1958	108.6200	1.2448	0.9210	0.7769
BUYING	1.3833	1.1955	108.6500	1.2448	0.9211	0.7769

B) JANATA BANK LTD'S CASH

CURRENCY & T.C TO PUBLIC TK PER UNIT OF FOREIGN CURRENCY

SELLING	CURRENCY	BUYING	SELLING	CURRENCY	BUYING
86.8000	US Dollar	84.1000	23.6000	Saudi Riyal	21.7000
116.9000	G. B. Pound	111.9000	24.0000	UAE. Dirham	23.0000
103.0000	Euro	99.0000	20.8000	MAL.Ringit	18.0000
66.4977	Aus. Dollar	57.0477	1.2400	Indian Rupee	1.1500

BE SAME AS SELLING T.T.& O.D AND BUYING O.D. TRANSFER

SELLING		NAME OF CURRENCY	BUYING			
T.T.& O.D.	B.C.		T.T.CLEAN	T.T.DOC	O.D.SIGHT EXP.BILLS	O.D. TRANSFER
84.9500	84.9500	US Dollar	84.2000	84.1500	84.1000	83.9000
119.5977	119.7392	G. B. POUND	115.9985	115.8240	115.5821	115.1201
103.6366	103.8724	EURO	99.7306	99.0730	98.9275	98.7319
0.8054	0.8117	JP.YEN	0.7781	0.7713	0.7700	0.7196
70.2462	70.4243	CAN.DLR	68.8268	68.7490	68.5404	67.8862
93.6712	93.8333	SWISS.FRANC	92.2204	92.0227	91.9243	91.3882
223.0000	222.7810	OMANIAN RIYAL	219.1501	211.9164	211.2743	207.0000
11.2500	11.4173	H.K.DLR	10.9076	10.8961	10.8642	10.8324
64.9229	67.3139	SING.DLR	63.5716		62.3187	59.4320
2.7486	2.7530	THI.BAHT	2.7141		2.7033	2.6953
20.7693	20.7889	MAL.RINGIT	20.5180		20.4364	20.3766
23.3010	23.3092	UAE.DIRHAM			22.9816	22.9975
22.8152	22.8732	SAUDI RIYAL			22.5055	22.4400
20.5000	21.8466	QATAR RIYAL				19.0000
283.4994	286.7411	KUWAIT DINAR				256.0000
224.7528	224.0943	BAHRAIN DINAR				216.0355
13.4702	14.0705	CHINESE YUAN				12.5000

D) USANCE RATE:	30 DAYS	60 DAYS	90 DAYS	120 DAYS	150 DAYS	180 DAYS
US Dollar	83.5988	83.1077	82.6165	82.1253	81.6342	81.1430
G. B. POUND	114.9054	114.2288	113.2621	112.8755	112.1988	111.5222
EURO	98.3457	97.7640	96.9329	96.6005	96.0187	95.4369

E) FORWARD RATE:		1 MONTH	2 MONTHS	3 MONTHS	6 MONTHS	1 YEAR
SELLING	US Dollar	85.5270	85.8040	86.1309	87.3119	0.0000
BUYING	US Dollar	84.6053	85.0604	85.3158	86.5315	0.0000


F) NFCD INTT RATE, EFFECT ON: 18.04.2021 To 30.04.2021	1 MONTH	3 MONTHS	6 MONTHS	12 MONTHS
US Dollar	0.11559	0.18778	0.22307	0.29165
G. B. POUND	0.04813	0.08217	0.10948	0.15711
EURO	0.00000	0.00000	0.00000	0.00000


G) LIBOR AS ON 16/04/2021, 60 DAYS 0.15150 90 DAYS 0.18825 180 DAYS 0.22363


H) INDICATIVE RATE OF 01 SDR, USD WITH NTL, CUR OF ACU MEMBERS AS IMF RATE 16/04/2021	IN.RS	N.RS	SL.RS	PK.RS	BD TK	USD
USD 1	74.5607	110.7507	176.1903	135.4180	84.5800	
SDR 1	106.6253	158.3787	251.9603	193.6540	120.9533	1.4300

IN CASE OF AUS. DOLLAR CASH RATE WILL BE USED FOR T.T ALSO

Rates mentioned in row C, D, E and F are applicable only for bank's own customers.


Md. Nur Islam
PO
Prepared By


Syeda Hasinatul Jannat
SPO
Checked By


Shipra Biswas
AGM
Authorized Signature


Md. Yakut Mia
DGM
Authorized Signature