

TEL. 9554725, 55110031

PABX-575,

Mail: fxdeal@janatabank-bd.com

Exchange Rate Circular - 092

EFFECTIVE DATE: 20-22 May 2021

JANATA BANK LIMITED

TREASURY DEPT.(FRONT OFFICE)

HEAD OFFICE, DHAKA

INDICATIVE ONLY: Rates may vary in the

same day

For Previous Rate Sheet Click

<https://goo.gl/URA0t4>

DATE : 20 May 2021

Thursday

A) CROSS RATE OF SYD, TOK, HKG &amp; S.E. ASIAN MARKETS AS ON 20/05/2021

	GBP/USD	EUR/USD	USD/JPY	USD/C.DLR	USD/S.FRA	AUD/USD
SELLING	1.4116	1.2185	109.1200	1.2030	0.9033	0.7794
BUYING	1.4115	1.2181	109.1400	1.2030	0.9041	0.7794

B) JANATA BANK LTD'S CASH

CURRENCY &amp; T.C TO PUBLIC TK PER UNIT OF FOREIGN CURRENCY

SELLING	CURRENCY	BUYING	SELLING	CURRENCY	BUYING
86.8000	US Dollar	84.1000	23.5000	Saudi Riyal	22.2000
119.3000	G. B. Pound	114.3000	24.0000	UAE. Dirham	23.0000
104.9000	Euro	101.0000	20.8000	MAL.Ringit	18.0000
66.7100	Aus. Dollar	57.2600	1.2400	Indian Rupee	1.1500

BE SAME AS SELLING T.T.&amp; O.D AND BUYING O.D. TRANSFER

SELLING		NAME OF CURRENCY	BUYING			
T.T.& O.D.	B.C.		T.T.CLEAN	T.T.DOC	O.D.SIGHT EXP.BILLS	O.D. TRANSFER
84.9500	84.9500	US Dollar	84.2000	84.1500	84.1000	83.9000
122.0071	122.1495	G. B. POUND	118.3887	118.2117	117.9628	117.4939
105.5792	105.8158	EURO	101.6462	100.9865	100.8354	100.6343
0.8018	0.8080	JP.YEN	0.7746	0.7678	0.7665	0.7162
72.6350	72.8140	CAN.DLR	71.1927	71.1124	70.8969	70.2358
95.4920	95.6547	SWISS.FRANC	93.9507	93.7511	93.6477	93.1065
223.0000	222.7810	OMANIAN RIYAL	219.1501	211.9164	211.2743	207.0000
11.2500	11.4260	H.K.DLR	10.9164	10.9048	10.8729	10.8411
64.9326	67.3236	SING.DLR	63.5716		62.3187	58.7050
2.7337	2.7382	THI.BAHT	2.6994		2.6886	2.6808
20.7142	20.7337	MAL.RINGIT	20.4635		20.3821	20.3225
23.3010	23.3092	UAE.DIRHAM			22.9816	22.9975
22.8201	22.8781	SAUDI RIYAL			22.5103	22.4400
20.5000	21.6819	QATAR RIYAL				19.0000
284.6439	287.8860	KUWAIT DINAR				257.0000
224.7528	224.0943	BAHRAIN DINAR				216.0355
13.6479	14.2482	CHINESE YUAN				12.5000

D) USANCE RATE:	30 DAYS	60 DAYS	90 DAYS	120 DAYS	150 DAYS	180 DAYS
US Dollar	83.5988	83.1077	82.6165	82.1253	81.6342	81.1430
G. B. POUND	117.2722	116.5816	115.5950	115.2004	114.5098	113.8192
EURO	100.2425	99.6495	98.8025	98.4637	97.8707	97.2778

E) FORWARD RATE:		1 MONTH	2 MONTHS	3 MONTHS	6 MONTHS	1 YEAR
SELLING	US Dollar	85.5270	85.8040	86.1309	87.3119	0.0000
BUYING	US Dollar	84.6053	85.0604	85.3158	86.5315	0.0000


F) NFCD INTT RATE, EFFECT ON: 16.05.2021 To 31.05.2021	1 MONTH	3 MONTHS	6 MONTHS	12 MONTHS
US Dollar	0.09726	0.15474	0.18716	0.26522
G. B. POUND	0.05162	0.08304	0.10474	0.16921
EURO	0.00000	0.00000	0.00000	0.00000


G) LIBOR AS ON 19/05/2021, 60 DAYS 0.12750 90 DAYS 0.14925 180 DAYS 0.18363

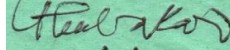
H) INDICATIVE RATE OF 01 SDR, USD WITH NTL, CUR OF ACU MEMBERS AS IMF RATE 14/05/2021	IN.RS	N.RS	SL.RS	PK.RS	BD TK	USD
USD 1	73.3721	110.0846	175.1305	134.6034	84.5800	
SDR 1	105.5604	158.3787	251.9603	193.6540	121.6852	1.4387


IN CASE OF AUS. DOLLAR CASH RATE WILL BE USED FOR T.T ALSO

Rates mentioned in row C, D, E and F are applicable only for bank's own customers.

  
Md. Nur Islam  
PO  
Prepared By

  
Syeda Hasinatul Jannat  
SPO  
Checked By

  
Md. Abubakar Siddique  
AGM  
Authorized Signature

  
Shipra Biswas  
AGM  
Authorized Signature