

TEL. 9575997, 9567298, 9554725

JANATA BANK LIMITED

For Previous Rate Sheet Click

PABX-575,

TREASURY DEPARTMENT

<https://goo.gl/URA0t4>

Mail: fxdeal@janatabank-bd.com

HEAD OFFICE, DHAKA

Exchange Rate Circular - 112

INDICATIVE ONLY: Rates may vary in the

DATE : 20 Jun 2019

EFFECTIVE DATE: 20-22 June'19

same day

Thursday

A) CROSS RATE OF SYD, TOK, HKG & S.E. ASIAN MARKETS AS ON 20/06/2019

	GBP/USD	EUR/USD	USD/JPY	USD/C.DLR	USD/S.FRA	AUD/USD
SELLING	1.2687	1.1271	107.6100	1.3236	0.9899	0.6934
BUYING	1.2686	1.1267	107.6400	1.3240	0.9903	0.6934

B) JANATA BANK LTD'S CASH

CURRENCY & T.C TO PUBLIC TK PER UNIT OF FOREIGN CURREN

SELLING	CURRENCY	BUYING	SELLING	CURRENCY	BUYING
85.5000	US Dollar	84.5000	23.0000	Saudi Riyal	22.0000
108.6500	G. B. Pound	104.7000	23.2000	UAE. Dirham	22.2000
97.6000	Euro	94.1000	21.1000	MAL.Ringit	20.1000
58.5500	Aus. Dollar	56.5500	1.2800	Indian Rupee	1.2000

BE SAME AS SELLING T.T.& O.D AND BUYING O.D. TRANSFER

C)	SELLING		NAME OF CURRENCY	BUYING			
	T.T.& O.D.	B.C.		T.T.CLEAN	T.T.DOC	O.D.SIGHT EXP.BILLS	O.D. TRANSFER
	84.4500	84.5000	US Dollar	83.7500	83.7000	83.6500	83.5300
	107.8014	107.9895	G. B. POUND	106.0057	105.6915	105.4821	105.0526
	96.9275	97.1466	EURO	94.7172	93.8558	93.7610	93.4861
	0.8103	0.8147	JP.YEN	0.7800	0.7732	0.7719	0.7692
	64.3309	64.4748	CAN.DLR	63.7077	63.5342	63.3400	63.1957
	85.6884	85.8687	SWISS.FRANC	84.5593	84.3684	84.1221	83.8757
	217.8400	218.0043	OMANIAN RIYAL	215.2355	215.0017	214.3682	213.0545
	11.0000	11.2898	H.K.DLR	10.6977	10.6862	10.6550	10.6238
	63.8085	65.2806	SING.DLR	63.4910		63.2455	61.3061
	2.7402	2.7511	THI.BAHT	2.6911		2.6804	2.6725
	20.4887	20.5459	MAL.RINGIT	20.1203		20.0400	19.9813
	23.1731	23.1812	UAE.DIRHAM			22.6776	22.6112
	22.6942	22.7522	SAUDI RIYAL			22.2090	22.1400
	23.2819	23.3901	QATAR RIYAL				22.1799
	279.1514	279.4502	KUWAIT DINAR				270.0000
	222.7679	222.8475	BAHRAIN DINAR				216.3122
	13.0164	13.3308	CHINESE YUAN				12.4216

D) USANCE RATE:	30 DAYS	60 DAYS	90 DAYS	120 DAYS	150 DAYS	180 DAYS
US Dollar	83.1515	82.6629	82.1744	81.6858	81.1973	80.7088
G. B. POUND	104.8637	104.2454	103.3620	103.0086	102.3903	101.7719
EURO	93.2085	92.6560	91.8667	91.5509	90.9984	90.4459

E) FORWARD RATE:		1 MONTH	2 MONTHS	3 MONTHS	6 MONTHS	1 YEAR
SELLING	US Dollar	84.9771	85.4241	85.9112	87.2724	0.0000
BUYING	US Dollar	84.0466	84.3432	84.6398	85.5297	0.0000




F) NFCD INTT RATE, EFFECT ON: 16.06.19 To 30.06.19	1 MONTH	3 MONTHS	6 MONTHS	12 MONTHS
US Dollar	2.15113	2.17788	2.09163	2.08300
G. B. POUND	0.47463	0.54275	0.62238	0.74475
EURO	0.00000	0.00000	0.00000	0.00000

G) LIBOR AS ON 19/06/2019, 60 DAYS 2.39538 90 DAYS 2.38613 180 DAYS 2.30000

H) INDICATIVE RATE OF 01 SDR, USD WITH NTL, CUR OF ACU MEMBERS AS IMF RATE 14/06/2019	IN.RS	N.RS	SL.RS	PK.RS	BD TK	USD
USD 1	69.5643	114.4905	182.1398	139.9907	84.1050	
SDR 1	96.2306	158.3787	251.9603	193.6540	116.3453	1.3833

IN CASE OF AUS. DOLLAR CASH RATE WILL BE USED FOR T.T ALSO

Rates mentioned in row C, D, E and F are applicable only for bank's own customers.


 Md. Nur Islam
PO
Prepared By

 Md. Mokhlesur Rahman
SPO
Checked By

 M.M. Awrangeb
AGM
Authorized Signature

 Md. Tofazzal Hossain
DGM
Authorised Signature