

TEL. 9575997, 9567298, 9554725

JANATA BANK LIMITED

For Previous Rate Sheet Click

PABX-575,

TREASURY DEPARTMENT

<https://goo.gl/URA0t4>

Mail: fxdeal@janatabank-bd.com

HEAD OFFICE, DHAKA

Exchange Rate Circular - 192

INDICATIVE ONLY: Rates may vary in the

DATE: 20 Oct 2019

EFFECTIVE DATE: 20 Oct'19

same day

Sunday

A) CROSS RATE OF N.Y CLOSING & S.E. ASIAN MARKETS AS ON 18/10/2019

	GBP/USD	EUR/USD	USD/JPY	USD/C.DLR	USD/S.FRA	AUD/USD
SELLING	1.2974	1.1173	108.4200	1.3124	0.9841	0.6868
BUYING	1.2971	1.1169	108.4400	1.3128	0.9845	0.6868

B) JANATA BANK LTD'S CASH

CURRENCY & T.C TO PUBLIC TK PER UNIT OF FOREIGN CURREN

SELLING	CURRENCY	BUYING	SELLING	CURRENCY	BUYING
86.9000	US Dollar	85.9000	22.5000	Saudi Riyal	21.4000
111.4000	G. B. Pound	107.7000	23.3000	UAE. Dirham	22.3000
96.9000	Euro	93.9000	20.8000	MAL.Ringit	19.5000
58.2000	Aus. Dollar	56.2000	1.2600	Indian Rupee	1.1800

BE SAME AS SELLING T.T.& O.D AND BUYING O.D. TRANSFER

C)	SELLING		NAME OF CURRENCY	BUYING			
	T.T.& O.D.	B.C.		T.T.CLEAN	T.T.DOC	O.D.SIGHT EXP.BILLS	O.D. TRANSFER
	84.7000	84.7500	US Dollar	84.0000	83.9500	83.9000	83.7800
	110.8644	111.0034	G. B. POUND	108.7137	108.3970	108.1796	107.7422
	96.5227	96.6062	EURO	94.7967	94.4462	94.2229	93.3496
	0.8037	0.8091	JP.YEN	0.7766	0.7698	0.7685	0.7658
	66.5701	66.7142	CAN.DLR	65.9371	65.7630	65.5666	64.9602
	86.6492	86.9096	SWISS.FRANC	85.4108	85.2193	85.1408	85.0722
	219.0553	219.2198	OMANIAN RIYAL	215.8961	215.6623	215.0268	213.7112
	11.0000	11.2881	H.K.DLR	10.6964	10.6850	10.6538	10.6226
	63.7761	65.2480	SING.DLR	63.4759		63.2306	61.5913
	2.8190	2.8300	THI.BAHT	2.7686		2.7576	2.7495
	20.3967	20.4538	MAL.RINGIT	20.0310		19.9511	19.8927
	23.2411	23.2493	UAE.DIRHAM			22.7454	22.6788
	22.7584	22.8164	SAUDI RIYAL			22.2761	22.2100
	22.7905	23.4423	QATAR RIYAL				22.1370
	280.7999	281.0989	KUWAIT DINAR				271.0000
	223.4611	223.5407	BAHRAIN DINAR				216.9361
	12.6956	13.0099	CHINESE YUAN				12.1122

D) USANCE RATE:	30 DAYS	60 DAYS	90 DAYS	120 DAYS	150 DAYS	180 DAYS
US Dollar	83.4000	82.9100	82.4200	81.9300	81.4400	80.9500
G. B. POUND	107.5454	106.9113	106.0053	105.6429	105.0088	104.3746
EURO	93.6699	93.1169	92.3270	92.0110	91.4580	90.9050

E) FORWARD RATE:		1 MONTH	2 MONTHS	3 MONTHS	6 MONTHS	1 YEAR
SELLING	US Dollar	85.3382	85.7764	86.1646	87.5293	0.0000
BUYING	US Dollar	84.6975	84.8950	85.0925	85.7850	0.0000


F) NFCD INTT RATE, EFFECT ON: 16.10.19 To 31.10.19	1 MONTH	3 MONTHS	6 MONTHS	12 MONTHS
US Dollar	1.64075	1.75088	1.72800	1.72313
G. B. POUND	0.46438	0.53250	0.60838	0.70713
EURO	0.00000	0.00000	0.00000	0.00000


G) LIBOR AS ON 18/10/2019, 60 DAYS 1.92750 90 DAYS 1.95325 180 DAYS 1.95175


H) INDICATIVE RATE OF 01 SDR, USD WITH NTL, CUR OF ACU MEMBERS AS IMF RATE 18/10/2019	IN.RS	N.RS	SL.RS	PK.RS	BD TK	USD
USD 1	71.1988	115.0179	182.9788	140.6356	84.3550	
SDR 1	98.0402	158.3787	251.9603	193.6540	116.1561	1.3770


IN CASE OF AUS. DOLLAR CASH RATE WILL BE USED FOR T.T ALSO

Rates mentioned in row C, D, E and F are applicable only for bank's own customers.


 Md. Nur Islam
 PO
 Prepared By


 Md. Mokhlesur Rahman
 SPO
 Checked By


 M.M. Awrangzeb
 AGM
 Authorised Signature


 Md. Tofazzal Hossain
 DGM
 Authorised Signature